Catalogue

FLOOR, STREET AND ROOF DRAINS

In 1990, my father Miroslav Chudej founded our company, at that time he had no idea that in less than 30 years the company will become one of the leaders manufacturers of street and floor drains.

Me, as his successor I underwent everything and I started from scratch, through production to the tool shop. At that time, because of the father's enthusiasm, diligence and patience, I tried to develop and gain my own experience and prepare for further development of the company in the future.

In 2015, when my father died, I took over the company and in cooperation with the whole team of my collaborators we continue the way my father started.

At present, company Miroslav Chuděj s.r.o. sells its products not only in the Czech and Slovak Republics, but over the world.

My personal mission is to continue production quality and reliable products. Thank you to all of our customers for their cooperation.

Miroslav Chuděj
company owner

TABLE OF CONTENTS

Floor Drains with NEPTUNE float — page 4

Floor Drains — page 14

Floor Drains BLACK EDITION — page 35



Rainwater collectors — page 47

Street Drains — page 53

Roof Drains — page 65

Spare Parts — page 68

>FLOOR DRAINS WITH NEPTUNE FLOAT<

FLOOR DRAINS

Floor drains are made of quality materials that resist corrosion and various water temperatures. The products are made in high quality according to European standards, very easy to assemble and clean. They are designed for a piping system inside buildings that drains wastewater through a sewer connection to the public sewer or directly to the domestic wastewater treatment plant or to the septic tank.

- resistance up to 90°C
- EN 1253
- load capacity K3 - 300 kg
- load capacaity L15 - 1 500 kg
- low building height from 50 mm
- made of PP and stainless steel DIN 1.4301



GRID TYPES AND CONNECTIONS **1,5 mm**

100 x 100 mm

LABYRINTH

FACE

GATE

SUN

125 x 125 mm

LABYRINTH

GATE

CERAMICS

FACE

SUN

STEEL

150 x 150 mm

SUN

CERAMICS

STEEL

GRID TYPES AND CONNECTIONS **5 mm**

100 x 100 mm

LABYRINTH

FACE

GATE

125 x 125 mm

LABYRINTH

FACE

GATE



5 mm grids

These grids are only on request, see pages 56-57.

Keys

Li	cast iron	**L**	grid Labyrinth	**B**	drain with collar and flange
N	stainless steel	**F**	grid Face	**b**	white colour
P	plastic	**G**	grid Gate	**z**	locking screws
S	dry flap	**C**	pedestal for tiles	**s**	gray colour
L	collar	**S**	stainless steel attachment	**K3**	EN 1253 300 kg
V	water level	**ST**	standard	**L15**	EN 1253 1 500 kg
X	Neptune	**A**	drain with collar	**B125**	EN 124 12 500 kg

BOTTOM FLOOR DRAIN DN50/82 - STAINLESS STEEL

If the water level drops, the NEPTUNE float will close the outlet to prevent the back flow of odour from the sewage line. Made of PP, PS and stainless steel DIN 1.4301. Load capacity K3 (300 kg). Temperature resistance up to 70°C. Tested in compliance with EN 1253.

Flow rate (NEPTUNE float): 26 l/min

PART NUMBER NAME	PACKAGING [pcs/pallet]	WEIGHT [kg/pcs]
320 X N DN 50/82 X N	12/576	0,41

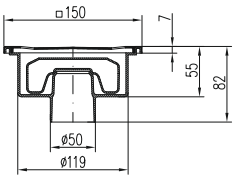

SIDE FLOOR DRAIN DN50/95 - STAINLESS STEEL

If the water level drops, the NEPTUNE float will close the outlet to prevent the back flow of odour from the sewage line. Made of PP, PS and stainless steel DIN 1.4301. Load capacity K3 (300 kg). Temperature resistance up to 70°C. Tested in compliance with EN 1253.

Flow rate (NEPTUNE float): 29 l/min

PART NUMBER NAME	PACKAGING [pcs/pallet]	WEIGHT [kg/pcs]
326 X N DN 50/95 X N	12/576	0,44

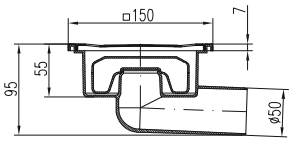

How does the NEPTUNE float work?

Our company has developed a unique system for street and floor drains, which is called NEPTUNE.

If the water level drops (2), or if the siphon dries out (1), the float will close the drain outlet to prevent the back flow of odour from the sewage line.



FLOOR DRAIN WITH BOTTOM OUTLET DN50 WITH A COLLAR AND PLASTIC/STAINLESS STEEL FRAME

If the water level drops, the NEPTUNE float will close the outlet to prevent the back flow of odour from the sewage line. Made of PP, PS and stainless steel DIN 1.4301. Load capacity K3 (300 kg). Temperature resistance up to 70°C. Tested in compliance with EN 1253.

Flow rate (NEPTUNE float): 27-49 l/min

		PART NUMBER NAME	PACKAGING [pcs/pallet]	WEIGHT [kg/pcs]	STAINLESS STEEL FRAME
	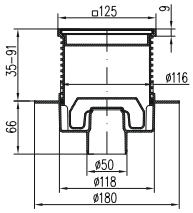	**L1 420 X L** L1PVS 50 X L	8/192	0,57	-
		L1 420 N X L L1PVS 50 N X L	8/192	0,62	✔
	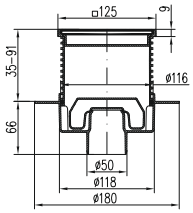	**F1 420 X L** F1PVS 50 X L	8/192	0,57	-
		F1 420 N X L F1PVS 50 N X L	8/192	0,62	✔
	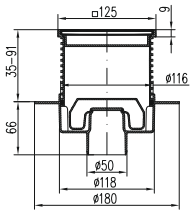	**G1 420 X L** G1PVS 50 X L	8/192	0,57	-
		G1 420 N X L G1PVS 50 N X L	8/192	0,62	✔
	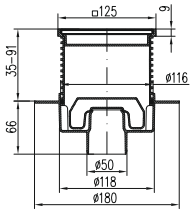	**420 X L** PVS 50 X L2	8/192	0,59	-
		420 N X L PVS 50 X N L2	8/192	0,60	✔
	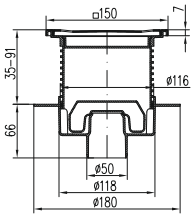	**440 X L** PVS 50 X L4	8/192	0,70	✔
Type C Type S 	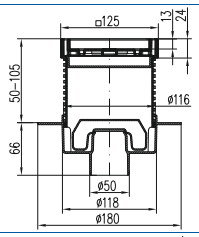	**C 420 X L** CPVS 50 X L	4/168	0,57	✔
		S 420 X L SPVS 50 X L	4/168	0,73	✔
Type C1 Type S1 	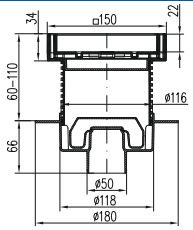	**C1 420 X L** C1PVS 50 X L	4/168	0,72	✔
		S1 420 X L S1PVS 50 X L	4/168	0,91	✔

FLOOR DRAIN WITH SIDE OUTLET DN50 WITH A COLLAR AND PLASTIC/STAINLESS STEEL FRAME

If the water level drops, the NEPTUNE float will close the outlet to prevent the back flow of odour from the sewage line. Made of PP, PS and stainless steel DIN 1.4301. Load capacity K3 (300 kg). Temperature resistance up to 70°C. Tested in compliance with EN 1253.

Flow rate (NEPTUNE float): 26-52 l/min

		PART NUMBER NAME	PACKAGING [pcs/pallet]	WEIGHT [kg/pcs]	STAINLESS STEEL FRAME
	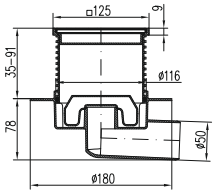	**L1 425 X L** L1PVB 50 X L	8/192	0,58	-
		L1 425 N X L L1PVB 50 N X L	8/192	0,60	✔
	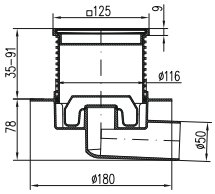	**F1 425 X L** F1PVB 50 X L	8/192	0,58	-
		F1 425 N X L F1PVB 50 N X L	8/192	0,60	✔
	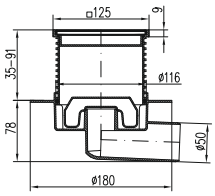	**G1 425 X L** G1PVB 50 X L	8/192	0,58	-
		G1 425 N X L G1PVB 50 N X L	8/192	0,60	✔
	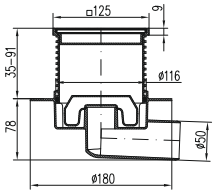	**425 X L** PVB 50 X L2	8/192	0,59	-
		425 N X L PVB 50 X N L2	8/192	0,60	✔
	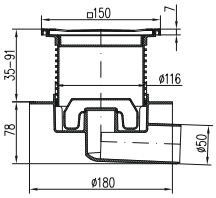	**445 X L** PVB 50 X L4	8/192	0,71	✔
Type C Type S	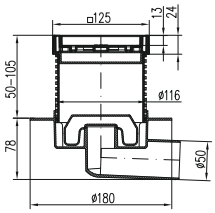	**C 425 X L** CPVB 50 X L	4/168	0,61	✔
		S 425 X L SPVB 50 X L	4/168	0,75	✔
Type C1 Type S1 	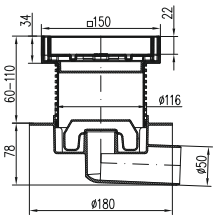	**C1 425 X L** C1PVB 50 X L	4/168	0,75	✔
		S1 425 X L S1PVB 50 X L	4/168	0,92	✔

UNIVERSAL FLOOR DRAIN, SIDE OUTLET DN50/75 WITH PLASTIC/STAINLESS STEEL FRAME, COLLAR/FLANGE

If the water level drops, the NEPTUNE float will close the outlet to prevent the back flow of odour from the sewage line. Made of PP, PS and stainless steel DIN 1.4301. Load capacity K3 (300 kg). Temperature resistance up to 70°C. Tested in compliance with EN 1253.

Flow rate (NEPTUNE float): 24-44 l/min

	PART NUMBER NAME	PACKAGING [pcs/pallet]	WEIGHT [kg/pcs]	STAIN-LESS STEEL FRAME	FLANGE
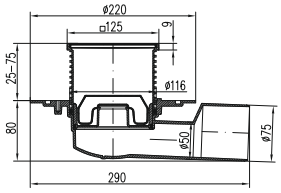	**L1 388 A X** L1PVBU 50/75 X	5/120	0,86	-	-
	L1 388 B X L1PVBU 50/75 PR X	5/120	1,08	-	✔
	L1 388 N A X L1PVBU 50/75 N X	5/120	0,90	✔	-
	L1 388 N B X L1PVBU 50/75 N PR X	5/120	1,11	✔	✔
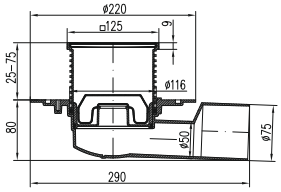	**F1 388 A X** F1PVBU 50/75 X	5/120	0,86	-	-
	F1 388 B X F1PVBU 50/75 PR X	5/120	1,08	-	✔
	F1 388 N A X F1PVBU 50/75 N X	5/120	0,90	✔	-
	F1 388 N B X F1PVBU 50/75 N PR X	5/120	1,11	✔	✔
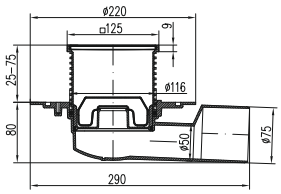	**G1 388 A X** G1PVBU 50/75 X	5/120	0,86	-	-
	G1 388 B X G1PVBU 50/75 PR X	5/120	1,08	-	✔
	G1 388 N A X G1PVBU 50/75 N X	5/120	0,90	✔	-
	G1 388 N B X G1PVBU 50/75 N PR X	5/120	1,11	✔	✔
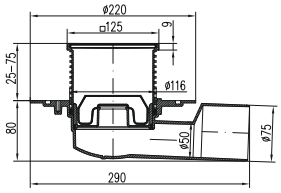	**388 A X** PVBU 50/75 X	5/120	0,86	-	-
	388 B X PVBU 50/75 PR X	5/120	1,08	-	✔
	388 N A X PVBU 50/75 N X	5/120	0,90	✔	-
	388 N B X PVBU 50/75 N PR X	5/120	1,11	✔	✔
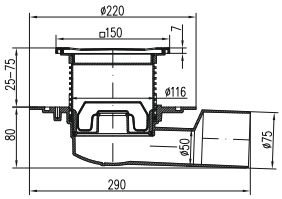	**388 E X** PVBU 50/75 4 X	5/120	0,92	✔	-
	388 F X PVBU 50/75 PR4 X	5/120	1,14	✔	✔
Type C Type S 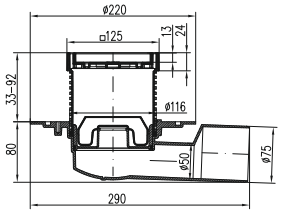	**C 388 A X** CPVBU 50/75 X	5/120	0,85	✔	-
	C 388 B X CPVBU 50/75 PR X	5/120	1,06	✔	✔
	S 388 A X SPVBU 50/75 X	5/120	1,01	✔	-
	S 388 B X SPVBU 50/75 PR X	5/120	1,22	✔	✔
Type C1 Type S1 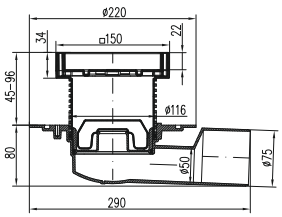	**C1 388 A X** C1PVBU 50/75 X	5/120	0,99	✔	-
	C1 388 B X C1PVBU 50/75 PR X	5/120	1,21	✔	✔
	S1 388 A X S1PVBU 50/75 X	5/120	1,17	✔	-
	S1 388 B X S1PVBU 50/75 PR X	5/120	1,39	✔	✔

FLOOR DRAINS WITH NEPTUNE FLOAT

UNIVERSAL MULTI-INLET FLOOR DRAIN, SIDE OUTLET DN50/75 WITH PLASTIC/STAINLESS STEEL FRAME, COLLAR/FLANGE

If the water level drops, the NEPTUNE float will close the outlet to prevent the back flow of odour from the sewage line. Made of PP, PS and stainless steel DIN 1.4301. Load capacity K3 (300 kg). Temperature resistance up to 70°C. Tested in compliance with EN 1253.

Flow rate (NEPTUNE float): 24-44 l/min

		PART NUMBER NAME	PACKAGING [pcs/pallet]	WEIGHT [kg/pcs]	STAIN-LESS STEEL FRAME	FLANGE
	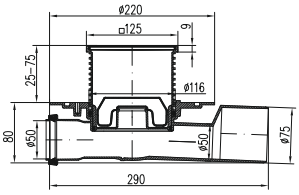	**L1 427 A X** L1PVP 50/75 X	5/120	0,88	-	-
		L1 427 B X L1PVP 50/75 PR X	5/120	1,09	-	✔
		L1 427 N A X L1PVP 50/75 N X	5/120	0,92	✔	-
		L1 427 N B X L1PVP 50/75 N PR X	5/120	1,14	✔	✔
	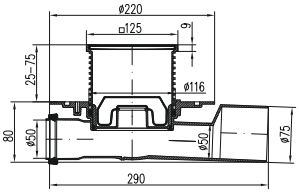	**F1 427 A X** F1PVP 50/75 X	5/120	0,88	-	-
		F1 427 B X F1PVP 50/75 PR X	5/120	1,09	-	✔
		F1 427 N A X F1PVP 50/75 N X	5/120	0,92	✔	-
		F1 427 N B X F1PVP 50/75 N PR X	5/120	1,14	✔	✔
	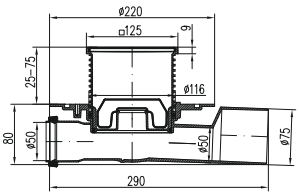	**G1 427 A X** G1PVP 50/75 X	5/120	0,88	-	-
		G1 427 B X G1PVP 50/75 PR X	5/120	1,09	-	✔
		G1 427 N A X G1PVP 50/75 N X	5/120	0,92	✔	-
		G1 427 N B X G1PVP 50/75 N PR X	5/120	1,14	✔	✔
	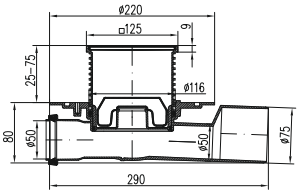	**427 A X** PVP 50/75 X	5/120	0,88	-	-
		427 B X PVP 50/75 PR X	5/120	1,09	-	✔
		427 N A X PVP 50/75 N X	5/120	0,92	✔	-
		427 N B X PVP 50/75 N PR X	5/120	1,14	✔	✔
	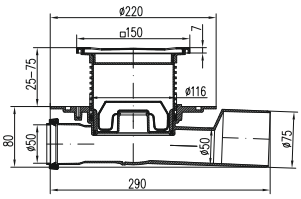	**447 A X** PVP 50/75 4 X	5/120	0,94	✔	-
		447 B X PVP 50/75 PR4 X	5/120	1,16	✔	✔
Type C Type S 	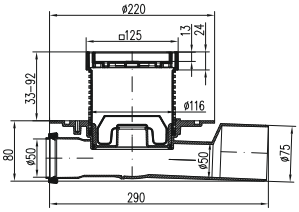	**C 427 A X** CPVP 50/75 X	5/120	0,87	✔	-
		C 427 B X CPVP 50/75 PR X	5/120	1,08	✔	✔
		S 427 A X SPVP 50/75 X	5/120	1,02	✔	-
		S 427 B X SPVP 50/75 PR X	5/120	1,24	✔	✔
Type C1 Type S1 	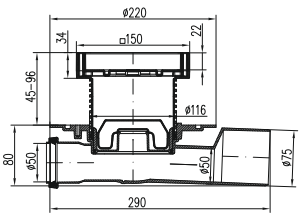	**C1 427 A X** C1PVP 50/75 X	5/120	0,97	✔	-
		C1 427 B X C1PVP 50/75 PR X	5/120	1,19	✔	✔
		S1 427 A X S1PVP 50/75 X	5/120	1,16	✔	-
		S1 427 B X S1PVP 50/75 PR X	5/120	1,38	✔	✔

>FLOOR DRAINS<

UNIVERSAL FLOOR DRAIN, SIDE OUTLET DN40 WITH PLASTIC/STAINLESS STEEL FRAME, COLLAR/FLANGE

The floor drain is designed for indoor and outdoor installations. The packaging includes a dry flap and an anti-odour water level. Made from polypropylene and stainless steel DIN 1.4301. Load capacity K3 (300 kg). Temperature resistance up to 90°C. Tested in compliance with EN 1253.

Flow rate (dry flap): 56-70 l/min
Flow rate (water level): 25-32 l/min

		PART NUMBER NAME	PACKAGING [pcs/pallet]	WEIGHT [kg/pcs]	STAIN-LESS STEEL FRAME	FLANGE
	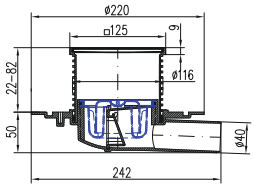	**L1 382 A** L1PVBU 40	8/160	0,80	-	-
		L1 382 B L1PVBU 40 PR	8/160	0,98	-	✔
		L1 382 N A L1PVBU 40 N	8/160	0,83	✔	-
		L1 382 N B L1PVBU 40 N PR	8/160	1,01	✔	✔
	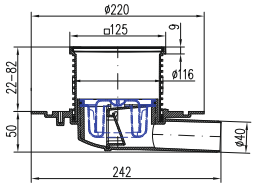	**F1 382 A** F1PVBU 40	8/160	0,78	-	-
		F1 382 B F1PVBU 40 PR	8/160	0,97	-	✔
		F1 382 N A F1PVBU 40 N	8/160	0,81	✔	-
		F1 382 N B F1PVBU 40 N PR	8/160	0,99	✔	✔
	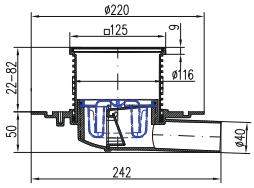	**G1 382 A** G1PVBU 40	8/160	0,80	-	-
		G1 382 B G1PVBU 40 PR	8/160	0,98	-	✔
		G1 382 N A G1PVBU 40 N	8/160	0,82	✔	-
		G1 382 N B G1PVBU 40 N PR	8/160	1,00	✔	✔
	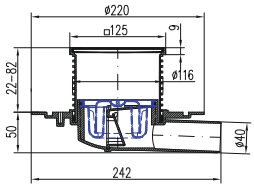	**382 A** PVBU 40	8/160	0,77	-	-
		382 B PVBU 40 PR	8/160	1,04	-	✔
		382 N A PVBU 40 N	8/160	0,79	✔	-
		382 N B PVBU 40 N PR	8/160	0,97	✔	✔
	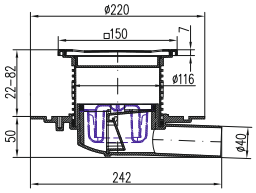	**382 E** PVBU 40 4	8/160	1,25	✔	-
		382 F PVBU 40 PR4	8/160	1,46	✔	✔
Type C Type S	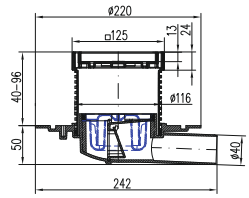	**C 382 A** CPVBU 40	8/160	0,82	✔	-
		C 382 B CPVBU 40 PR	8/160	1,09	✔	✔
		S 382 A SPVBU 40	8/160	0,98	✔	-
		S 382 B SPVBU 40 PR	8/160	1,19	✔	✔
Type C1 Type S1 	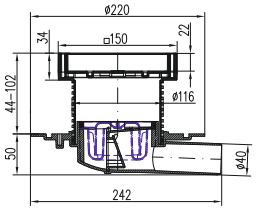	**C1 382 A** C1PVBU 40	8/160	0,93	✔	-
		C1 382 B C1PVBU 40 PR	8/160	1,15	✔	✔
		S1 382 A S1PVBU 40	8/160	1,12	✔	-
		S1 382 B S1PVBU 40 PR	8/160	1,33	✔	✔

UNIVERSAL FLOOR DRAIN, SIDE OUTLET DN50 WITH PLASTIC/STAINLESS STEEL FRAME, COLLAR/FLANGE

The floor drain is designed for indoor and outdoor installations. The packaging includes a dry flap and an anti-odour water level. Made from polypropylene and stainless steel DIN 1.4301. Load capacity K3 (300 kg). Temperature resistance up to 90°C. Tested in compliance with EN 1253.

Flow rate (dry flap): 68-82 l/min
Flow rate (water level): 30-37 l/min

		PART NUMBER NAME	PACKAGING [pcs/pallet]	WEIGHT [kg/pcs]	STAIN-LESS STEEL FRAME	FLANGE
	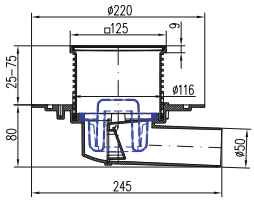	**L1 381 A** L1PVBU 50	8/160	0,91	-	-
		L1 381 B L1PVBU 50 PR	8/160	1,12	-	✔
		L1 381 N A L1PVBU 50 N	8/160	0,93	✔	-
		L1 381 N B L1PVBU 50 N PR	8/160	1,13	✔	✔
	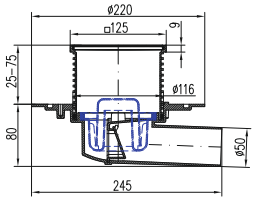	**F1 381 A** F1PVBU 50	8/160	0,89	-	-
		F1 381 B F1PVBU 50 PR	8/160	1,10	-	✔
		F1 381 N A F1PVBU 50 N	8/160	0,93	✔	-
		F1 381 N B F1PVBU 50 N PR	8/160	1,13	✔	✔
	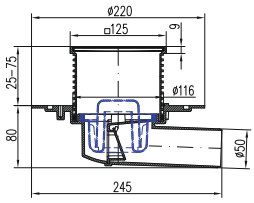	**G1 381 A** G1PVBU 50	8/160	0,91	-	-
		G1 381 B G1PVBU 50 PR	8/160	1,12	-	✔
		G1 381 N A G1PVBU 50 N	8/160	0,93	✔	-
		G1 381 N B G1PVBU 50 N PR	8/160	1,13	✔	✔
	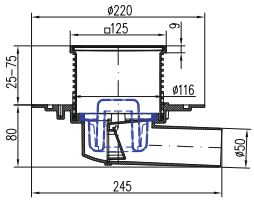	**381 A** PVBU 50	8/160	0,87	-	-
		381 B PVBU 50 PR	8/160	1,14	-	✔
		381 N A PVBU 50 N	8/160	0,93	✔	-
		381 N B PVBU 50 N PR	8/160	1,13	✔	✔
	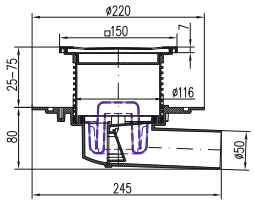	**381 E** PVBU 50 4	8/160	0,91	✔	-
		381 F PVBU 50 PR4	8/160	1,10	✔	✔
Type C Type S 	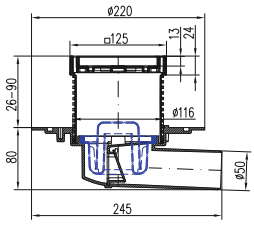	**C 381 A** CPVBU 50	4/120	0,92	✔	-
		C 381 B CPVBU 50 PR	4/120	1,19	✔	✔
		S 381 A SPVBU 50	4/120	1,05	✔	-
		S 381 B SPVBU 50 PR	4/120	1,26	✔	✔
Type C1 Type S1	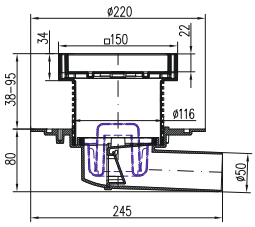	**C1 381 A** C1PVBU 50	4/120	1,04	✔	-
		C1 381 B C1PVBU 50 PR	4/120	1,25	✔	✔
		S1 381 A S1PVBU 50	4/120	1,18	✔	-
		S1 381 B S1PVBU 50 PR	4/120	1,40	✔	✔

UNIVERSAL FLOOR DRAIN, SIDE OUTLET DN50/75 WITH PLASTIC/STAINLESS STEEL FRAME, COLLAR/FLANGE

The floor drain is designed for indoor and outdoor installations. The packaging includes a dry flap and an anti-odour water level. Made from polypropylene and stainless steel DIN 1.4301. Load capacity K3 (300 kg). Temperature resistance up to 90°C. Tested in compliance with EN 1253.

Flow rate (dry flap): 64-80 l/min
Flow rate (water level): 29-36 l/min

		PART NUMBER NAME	PACKAGING [pcs/pallet]	WEIGHT [kg/pcs]	STAIN-LESS STEEL FRAME	FLANGE
	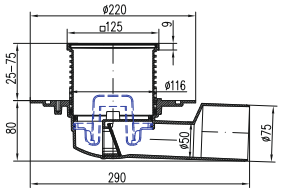	**L1 388 A** L1PVBU 50/75	5/120	0,90	-	-
		L1 388 B L1PVBU 50/75 PR	5/120	1,11	-	✔
		L1 388 N A L1PVBU 50/75 N	5/120	0,94	✔	-
		L1 388 N B L1PVBU 50/75 N PR	5/120	1,15	✔	✔
	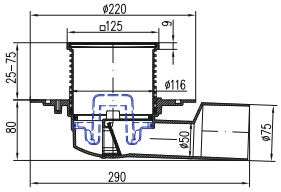	**F1 388 A** F1PVBU 50/75	5/120	0,90	-	-
		F1 388 B F1PVBU 50/75 PR	5/120	1,11	-	✔
		F1 388 N A F1PVBU 50/75 N	5/120	0,94	✔	-
		F1 388 N B F1PVBU 50/75 N PR	5/120	1,15	✔	✔
	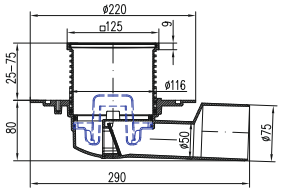	**G1 388 A** G1PVBU 50/75	5/120	0,90	-	-
		G1 388 B G1PVBU 50/75 PR	5/120	1,11	-	✔
		G1 388 N A G1PVBU 50/75 N	5/120	0,94	✔	-
		G1 388 N B G1PVBU 50/75 N PR	5/120	1,15	✔	✔
	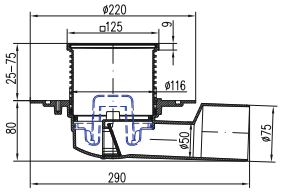	**388 A** PVBU 50/75	5/120	0,90	-	-
		388 B PVBU 50/75 PR	5/120	1,11	-	✔
		388 N A PVBU 50/75 N	5/120	0,94	✔	-
		388 N B PVBU 50/75 N PR	5/120	1,15	✔	✔
	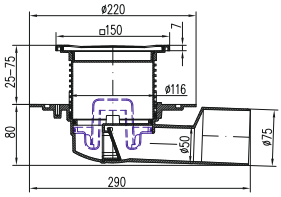	**388 E** PVBU 50/75 4	5/120	0,95	✔	-
		388 F PVBU 50/75 PR4	5/120	1,16	✔	✔
Type C Type S	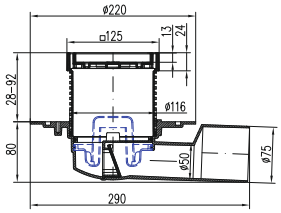	**C 388 A** CPVBU 50/75	5/120	0,88	✔	-
		C 388 B CPVBU 50/75 PR	5/120	1,08	✔	✔
		S 388 A SPVBU 50/75	5/120	1,06	✔	-
		S 388 B SPVBU 50/75 PR	5/120	1,28	✔	✔
Type C1 Type S1	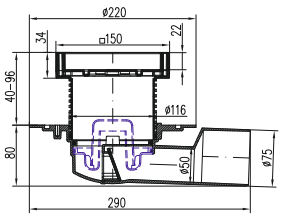	**C1 388 A** C1PVBU 50/75	5/120	1,03	✔	-
		C1 388 B C1PVBU 50/75 PR	5/120	1,24	✔	✔
		S1 388 A S1PVBU 50/75	5/120	1,18	✔	-
		S1 388 B S1PVBU 50/75 PR	5/120	1,39	✔	✔

UNIVERSAL MULTI-INLET FLOOR DRAIN, SIDE OUTLET DN50/75 WITH PLASTIC/STAINLESS STEEL FRAME, COLLAR/FLANGE

The floor drain is designed for indoor and outdoor installations. The packaging includes a dry flap and an anti-odour water level. Made from polypropylene and stainless steel DIN 1.4301. Load capacity K3 (300 kg). Temperature resistance up to 90°C. Tested in compliance with EN 1253.

Flow rate (dry flap): 64-80 l/min
Flow rate (water level): 29-36 l/min

		PART NUMBER NAME	PACKAGING [pcs/pallet]	WEIGHT [kg/pcs]	STAIN-LESS STEEL FRAME	FLANGE
	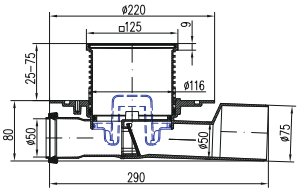	**L1 427 A** L1PVP 50/75	5/120	0,93	-	-
		L1 427 B L1PVP 50/75 PR	5/120	1,14	-	✔
		L1 427 N A L1PVP 50/75 N	5/120	0,96	✔	-
		L1 427 N B L1PVP 50/75 N PR	5/120	1,17	✔	✔
	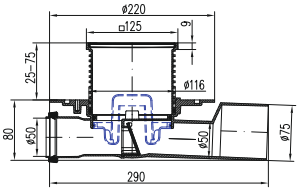	**F1 427 A** F1PVP 50/75	5/120	0,93	-	-
		F1 427 B F1PVP 50/75 PR	5/120	1,14	-	✔
		F1 427 N A F1PVP 50/75 N	5/120	0,96	✔	-
		F1 427 N B F1PVP 50/75 N PR	5/120	1,17	✔	✔
	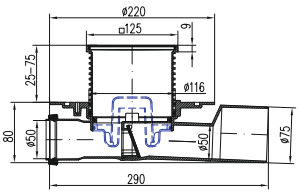	**G1 427 A** G1PVP 50/75	5/120	0,93	-	-
		G1 427 B G1PVP 50/75 PR	5/120	1,14	-	✔
		G1 427 N A G1PVP 50/75 N	5/120	0,96	✔	-
		G1 427 N B G1PVP 50/75 N PR	5/120	1,17	✔	✔
	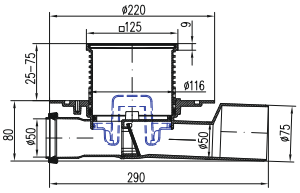	**427 A** PVP 50/75	5/120	0,93	-	-
		427 B PVP 50/75 PR	5/120	1,14	-	✔
		427 N A PVP 50/75 N	5/120	0,96	✔	-
		427 N B PVP 50/75 N PR	5/120	1,17	✔	✔
	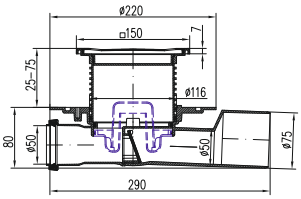	**447 A** PVP 50/75 4	5/120	0,98	✔	-
		447 B PVP 50/75 PR4	5/120	1,20	✔	✔
Type C Type S	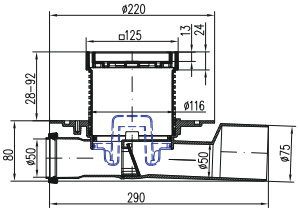	**C 427 A** CPVP 50/75	5/120	0,91	✔	-
		C 427 B CPVP 50/75 PR	5/120	1,13	✔	✔
		S 427 A SPVP 50/75	5/120	1,07	✔	-
		S 427 B SPVP 50/75 PR	5/120	1,28	✔	✔
Type C1 Type S1	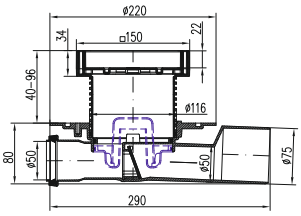	**C1 427 A** C1PVP 50/75	5/120	1,08	✔	-
		C1 427 B C1PVP 50/75 PR	5/120	1,29	✔	✔
		S1 427 A S1PVP 50/75	5/120	1,26	✔	-
		S1 427 B S1PVP 50/75 PR	5/120	1,47	✔	✔

UNIVERSAL FLOOR DRAIN, BOTTOM OUTLET DN40 WITH PLASTIC/STAINLESS STEEL FRAME, COLLAR/FLANGE

The floor drain is designed for indoor and outdoor installations. The packaging includes a dry flap and an anti-odour water level. Made from polypropylene and stainless steel DIN 1.4301. Load capacity K3 (300 kg). Temperature resistance up to 90°C. Tested in compliance with EN 1253.

Flow rate (dry flap): 56-70 l/min
Flow rate (water level): 30-37 l/min

		PART NUMBER NAME	PACKAGING [pcs/pallet]	WEIGHT [kg/pcs]	STAIN-LESS STEEL FRAME	FLANGE
	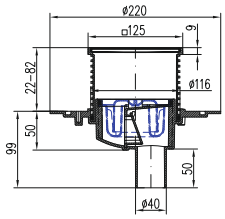	**L1 383 A** L1PVSU 40	4/120	0,99	-	-
		L1 383 B L1PVSU 40 PR	4/120	1,03	-	✔
		L1 383 N A L1PVSU 40 N	4/120	0,99	✔	-
		L1 383 N B L1PVSU 40 N PR	4/120	1,02	✔	✔
	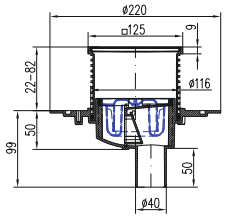	**F1 383 A** F1PVSU 40	4/120	0,77	-	-
		F1 383 B F1PVSU 40 PR	4/120	0,98	-	✔
		F1 383 N A F1PVSU 40 N	4/120	0,81	✔	-
		F1 383 N B F1PVSU 40 N PR	4/120	1,02	✔	✔
	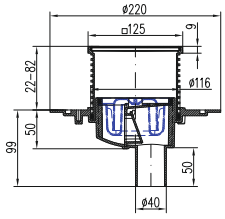	**G1 383 A** G1PVSU 40	4/120	0,98	-	-
		G1 383 B G1PVSU 40 PR	4/120	1,01	-	✔
		G1 383 N A G1PVSU 40 N	4/120	0,99	✔	-
		G1 383 N B G1PVSU 40 N PR	4/120	1,00	✔	✔
	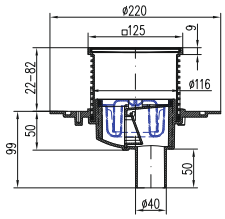	**383 A** PVSU 40	4/120	0,76	-	-
		383 B PVSU 40 PR	4/120	0,97	-	✔
		383 N A PVSU 40 N	4/120	0,77	✔	-
		383 N B PVSU 40 N PR	4/120	1,01	✔	✔
	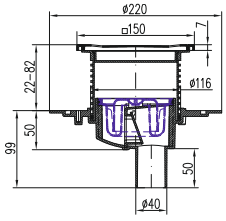	**383 E** PVSU 40 4	4/120	0,85	✔	-
		383 F PVSU 40 PR4	4/120	0,96	✔	✔
Type C Type S 	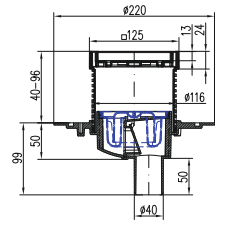	**C 383 A** CPVSU 40	4/120	0,81	✔	-
		C 383 B CPVSU 40 PR	4/120	1,02	✔	✔
		S 383 A SPVSU 40	4/120	0,99	✔	-
		S 383 B SPVSU 40 PR	4/120	1,20	✔	✔
Type C1 Type S1 	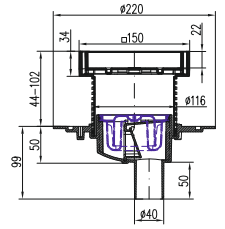	**C1 383 A** C1PVSU 40	4/120	0,94	✔	-
		C1 383 B C1PVSU 40 PR	4/120	1,15	✔	✔
		S1 383 A S1PVSU 40	4/120	1,12	✔	-
		S1 383 B S1PVSU 40 PR	4/120	1,34	✔	✔

UNIVERSAL FLOOR DRAIN, BOTTOM OUTLET DN50 WITH PLASTIC/STAINLESS STEEL FRAME, COLLAR/FLANGE

The floor drain is designed for indoor and outdoor installations. The packaging includes a dry flap and an anti-odour water level. Made from polypropylene and stainless steel DIN 1.4301. Load capacity K3 (300 kg). Temperature resistance up to 90°C. Tested in compliance with EN 1253.

Flow rate (dry flap): 56-70 l/min
Flow rate (water level): 30-37 l/min

		PART NUMBER NAME	PACKAGING [pcs/pallet]	WEIGHT [kg/pcs]	STAIN-LESS STEEL FRAME	FLANGE
	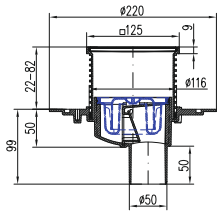	**L1 384 A** L1PVSU 50	4/120	0,80	-	-
		L1 384 B L1PVSU 50 PR	4/120	1,01	-	✔
		L1 384 N A L1PVSU 50 N	4/120	0,85	✔	-
		L1 384 N B L1PVSU 50 N PR	4/120	1,05	✔	✔
	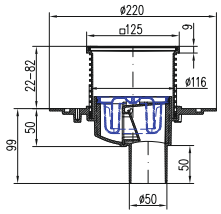	**F1 384 A** F1PVSU 50	4/120	0,81	-	-
		F1 384 B F1PVSU 50 PR	4/120	1,02	-	✔
		F1 384 N A F1PVSU 50 N	4/120	0,84	✔	-
		F1 384 N B F1PVSU 50 N PR	4/120	1,05	✔	✔
	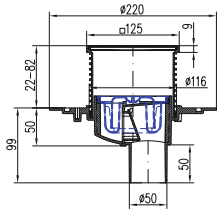	**G1 384 A** G1PVSU 50	4/120	0,80	-	-
		G1 384 B G1PVSU 50 PR	4/120	1,05	-	✔
		G1 384 N A G1PVSU 50 N	4/120	0,85	✔	-
		G1 384 N B G1PVSU 50 N PR	4/120	1,05	✔	✔
	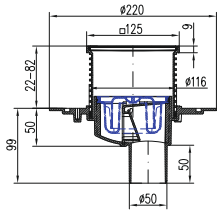	**384 A** PVSU 50	4/120	0,79	-	-
		384 B PVSU 50 PR	4/120	1,00	-	✔
		384 N A PVSU 50 N	4/120	0,81	✔	-
		384 N B PVSU 50 N PR	4/120	1,02	✔	✔
	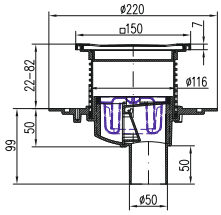	**384 E** PVSU 50 4	4/120	0,78	✔	-
		384 F PVSU 50 PR4	4/120	1,01	✔	✔
Type C Type S 	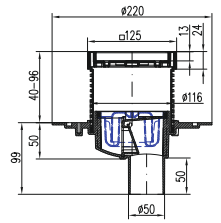	**C 384 A** CPVSU 50	4/120	0,84	✔	-
		C 384 B CPVSU 50 PR	4/120	1,05	✔	✔
		S 384 A SPVSU 50	4/120	0,99	✔	-
		S 384 B SPVSU 50 PR	4/120	1,20	✔	✔
Type C1 Type S1 	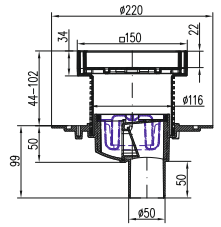	**C1 384 A** C1PVSU 50	4/120	0,98	✔	-
		C1 384 B C1PVSU 50 PR	4/120	1,19	✔	✔
		S1 384 A S1PVSU 50	4/120	1,16	✔	-
		S1 384 B S1PVSU 50 PR	4/120	1,37	✔	✔

UNIVERSAL FLOOR DRAIN, BOTTOM OUTLET DN75 WITH PLASTIC/STAINLESS STEEL FRAME, COLLAR/FLANGE

The floor drain is designed for indoor and outdoor installations. The packaging includes a dry flap and an anti-odour water level. Made from polypropylene and stainless steel DIN 1.4301. Load capacity K3 (300 kg). Temperature resistance up to 90°C. Tested in compliance with EN 1253.

Flow rate (dry flap): 58-72 l/min
Flow rate (water level): 32-39 l/min

		PART NUMBER NAME	PACKAGING [pcs/pallet]	WEIGHT [kg/pcs]	STAIN-LESS STEEL FRAME	FLANGE
	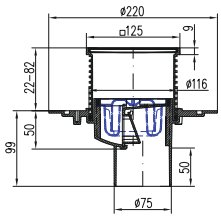	**L1 385 A** L1PVSU 75	4/120	0,81	-	-
		L1 385 B L1PVSU 75 PR	4/120	1,02	-	✔
		L1 385 N A L1PVSU 75 N	4/120	0,83	✔	-
		L1 385 N B L1PVSU 75 N PR	4/120	1,04	✔	✔
	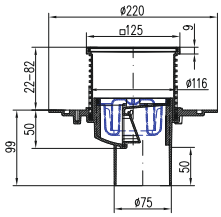	**F1 385 A** F1PVSU 75	4/120	0,81	-	-
		F1 385 B F1PVSU 75 PR	4/120	1,02	-	✔
		F1 385 N A F1PVSU 75 N	4/120	0,83	✔	-
		F1 385 N B F1PVSU 75 N PR	4/120	1,04	✔	✔
	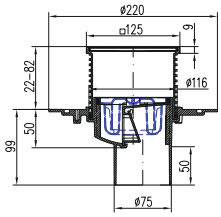	**G1 385 A** G1PVSU 75	4/120	0,81	-	-
		G1 385 B G1PVSU 75 PR	4/120	1,02	-	✔
		G1 385 N A G1PVSU 75 N	4/120	0,83	✔	-
		G1 385 N B G1PVSU 75 N PR	4/120	1,04	✔	✔
	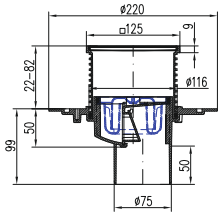	**385 A** PVSU 75	4/120	0,78	-	-
		385 B PVSU 75 PR	4/120	1,00	-	✔
		385 N A PVSU 75 N	4/120	0,81	✔	-
		385 N B PVSU 75 N PR	4/120	1,03	✔	✔
	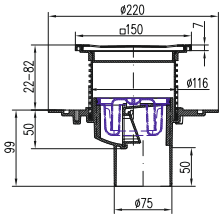	**385 E** PVSU 75 4	4/120	0,81	✔	-
		385 F PVSU 75 PR4	4/120	1,05	✔	✔
Type C Type S 	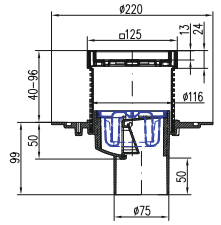	**C 385 A** CPVSU 75	4/120	0,83	✔	-
		C 385 B CPVSU 75 PR	4/120	1,05	✔	✔
		S 385 A SPVSU 75	4/120	0,99	✔	-
		S 385 B SPVSU 75 PR	4/120	1,20	✔	✔
Type C1 Type S1 	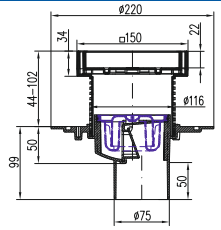	**C1 385 A** C1PVSU 75	4/120	0,98	✔	-
		C1 385 B C1PVSU 75 PR	4/120	1,19	✔	✔
		S1 385 A S1PVSU 75	4/120	1,16	✔	-
		S1 385 B S1PVSU 75 PR	4/120	1,37	✔	✔

UNIVERSAL FLOOR DRAIN BOTTOM OUTLET DN110 WITH PLASTIC/STAINLESS STEEL FRAME, COLLAR/FLANGE

The floor drain is designed for indoor and outdoor installations. The packaging includes a dry flap and an anti-odour water level. Made from polypropylene and stainless steel DIN 1.4301. Load capacity K3 (300 kg). Temperature resistance up to 90°C. Tested in compliance with EN 1253.

Flow rate (dry flap): 58-72 l/min
Flow rate (water level): 32-39 l/min

	PART NUMBER NAME	PACKAGING [pcs/pallet]	WEIGHT [kg/pcs]	STAIN-LESS STEEL FRAME	FLANGE
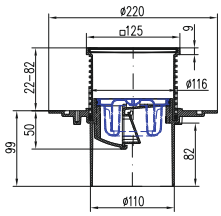	**L1 386 A** L1PVSU 110	4/120	0,86	-	-
	L1 386 B L1PVSU 110 PR	4/120	1,06	-	✔
	L1 386 N A L1PVSU 110 N	4/120	0,86	✔	-
	L1 386 N B L1PVSU 110 N PR	4/120	1,08	✔	✔
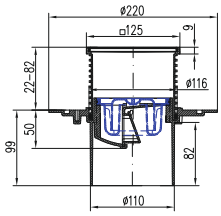	**F1 386 A** F1PVSU 110	4/120	0,86	-	-
	F1 386 B F1PVSU 110 PR	4/120	1,06	-	✔
	F1 386 N A F1PVSU 110 N	4/120	0,86	✔	-
	F1 386 N B F1PVSU 110 N PR	4/120	1,08	✔	✔
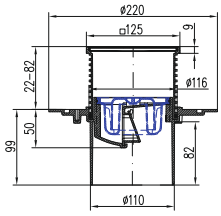	**G1 386 A** G1PVSU 110	4/120	0,86	-	-
	G1 386 B G1PVSU 110 PR	4/120	1,09	-	✔
	G1 386 N A G1PVSU 110 N	4/120	0,88	✔	-
	G1 386 N B G1PVSU 110 N PR	4/120	1,11	✔	✔
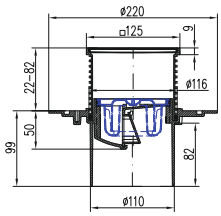	**386 A** PVSU 110	4/120	0,83	-	-
	386 B PVSU 110 PR	4/120	1,03	-	✔
	386 N A PVSU 110 N	4/120	0,85	✔	-
	386 N B PVSU 110 N PR	4/120	1,06	✔	✔
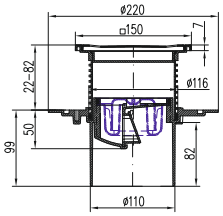	**386 E** PVSU 110 4	4/120	0,84	✔	-
	386 F PVSU 110 PR4	4/120	1,01	✔	✔
Type C Type S  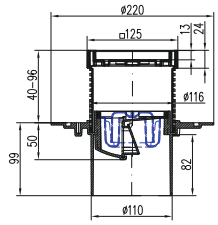	**C 386 A** CPVSU 110	4/120	0,88	✔	-
	C 386 B CPVSU 110 PR	4/120	1,08	✔	✔
	S 386 A SPVSU 110	4/120	0,99	✔	-
	S 386 B SPVSU 110 PR	4/120	1,20	✔	✔
Type C1 Type S1  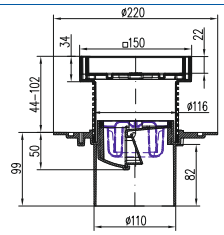	**C1 386 A** C1PVSU 110	4/120	0,98	✔	-
	C1 386 B C1PVSU 110 PR	4/120	1,19	✔	✔
	S1 386 A S1PVSU 110	4/120	1,16	✔	-
	S1 386 B S1PVSU 110 PR	4/120	1,37	✔	✔

FLOOR DRAIN WITH BOTTOM OUTLET DN110, 300 x 300 mm

Made of PP, load capacity K3-300 kg and L15 - 1 500 kg, temp. resistance up to 90 °C, EN 1253, UV stabilized.

Flow rate (water level): 171 l/min

	PART NUMBER NAME	PACKAGING [pcs/pallet]	WEIGHT [kg/pcs]
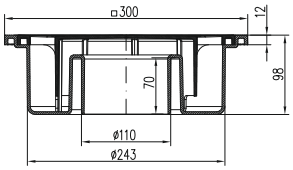	**220 P** PV 300 110 P	4/144	1,21

FLOOR DRAIN WITH BOTTOM OUTLET DN75/110, 250 x 250 mm

Flow rate (water level): 108 l/min

	PART NUMBER NAME	PACKAGING [pcs/pallet]	WEIGHT [kg/pcs]
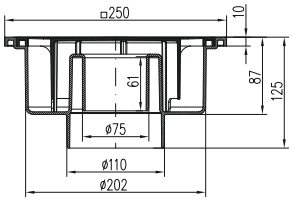	**221 P** PV 250 75/110 P	8/192	0,74

FLOOR DRAIN WITH BOTTOM OUTLET DN75, 200 x 200 mm

Flow rate (water level): 67 l/min

	PART NUMBER NAME	PACKAGING [pcs/pallet]	WEIGHT [kg/pcs]
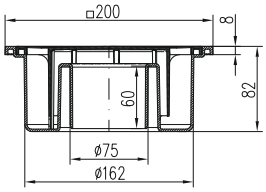	**222 P** PV 200 75 P	8/432	0,41

FLOOR DRAIN WITH BOTTOM OUTLET DN110

It is manufactured in two options, with a plastic grid and with a stainless steel surface. Made of PP and stainless steel DIN 1.4301. Load capacity K3-300 kg, temperature resistance up to 90°C, tested in compliance with EN 1253.

Flow rate (water level): 41-45 l/min

	PART NUMBER NAME	PACKAGING [pcs/pallet]	WEIGHT [kg/pcs]	DESIGN
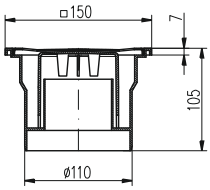	**323 P** DNS 110 P	9/432	0,31	black plastic
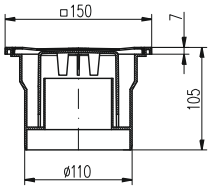	**323 Pb** DNS 110 P b	9/432	0,30	white plastic
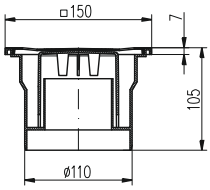	**323 N** DNS 110 N	9/432	0,49	stainless steel

FLOOR DRAIN WITH BOTTOM OUTLET DN50/55

Made of PP and stainless steel DIN 1.4301. Load capacity K3-300 kg, temp. resistance up to 90°C, tested in compliance with EN 1253.

Flow rate (water level): 40-42 l/min

		PART NUMBER NAME	PACKAGING [pcs/pallet]	WEIGHT [kg/pcs]	DESIGN
	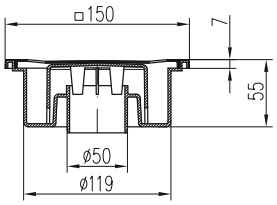	**320 P** DN 50/55 P	14/924	0,21	white plastic
	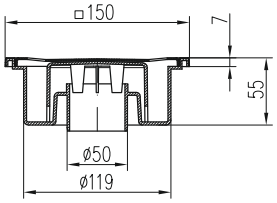	**320 N** DN 50/55 N	14/924	0,36	stainless steel

FLOOR DRAIN WITH BOTTOM OUTLET DN50/84

Made of PP and stainless steel DIN 1.4301. Load capacity K3-300 kg, temp. resistance up to 90°C, tested in compliance with EN 1253.

Flow rate (water level): 48-53 l/min

		PART NUMBER NAME	PACKAGING [pcs/pallet]	WEIGHT [kg/pcs]	DESIGN
	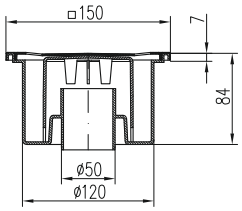	**321 P** DN 50/84 P	10/480	0,29	white plastic
	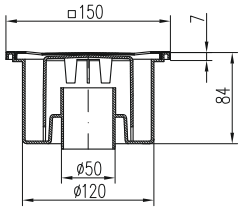	**321 N** DN 50/84 N	10/480	0,47	stainless steel

FLOOR DRAIN WITH SIDE OUTLET DN50/95

Made of PP and stainless steel DIN 1.4301. Load capacity K3-300 kg, temp. resistance up to 90°C, tested in compliance with EN 1253.

Flow rate (water level): 42-44 l/min

		PART NUMBER NAME	PACKAGING [pcs/pallet]	WEIGHT [kg/pcs]	DESIGN
	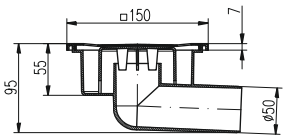	**326 P** DN 50/95 P	12/576	0,25	white plastic
	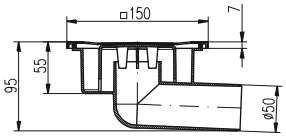	**326 N** DN 50/95 N	12/576	0,43	stainless steel

FLOOR DRAIN WITH SIDE OUTLET DN50 WITH PLASTIC/STAINLESS STEEL FRAME

Two options - plastic or stainless steel frame.
Made of PP and stainless steel DIN 1.4301. Load capacity K3-300 kg, temp. resistance up to 90°C, tested in compliance with EN 1253.

Flow rate (water level): 30-42 l/min

		PART NUMBER NAME	PACKAGING [pcs/pallet]	WEIGHT [kg/pcs]	STAINLESS STEEL FRAME
	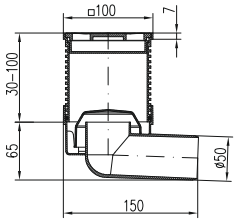	**L1 413** L1PVB 50	10/480	0,31	-
		L1 413 N L1PVB 50 N	10/480	0,31	✔
	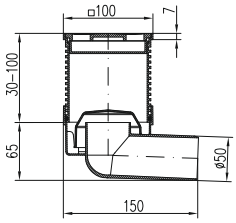	**F1 413** F1PVB 50	10/480	0,30	-
		F1 413 N F1PVB 50 N	10/480	0,30	✔
	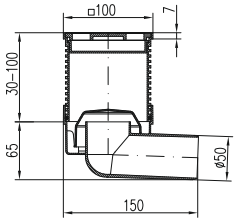	**G1 413** G1PVB 50	10/480	0,30	-
		G1 413 N G1PVB 50 N	10/480	0,30	✔
	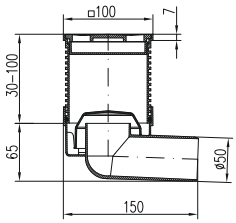	**413** PVB 50	10/480	0,34	-
		413 N PVB 50 N	10/480	0,34	✔

FLOOR DRAIN WITH SIDE OUTLET DN50 WITH COLLAR AND PLASTIC/STAINLESS STEEL FRAME

Two options - plastic or stainless steel frame. The collar can be used for connecting a waterproof. or bitumen membrane. Made of PP and stainless steel DIN 1.4301. Load capacity K3-300 kg, temp. resistance up to 90°C, tested in compliance with EN 1253.

Flow rate (water level): 30-42 l/min

		PART NUMBER NAME	PACKAGING [pcs/pallet]	WEIGHT [kg/pcs]	STAINLESS STEEL FRAME
	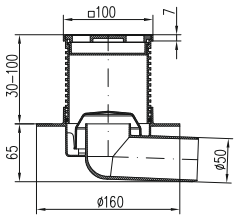	**L1 411 L** L1PVB 50 L	8/192	0,43	-
		L1 411 N L L1PVB 50 N L	8/192	0,43	✔
	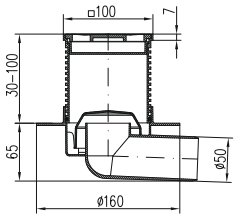	**F1 411 L** F1PVB 50 L	8/192	0,43	-
		F1 411 N L F1PVB 50 N L	8/192	0,43	✔
	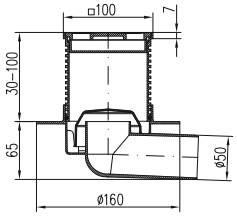	**G1 411 L** G1PVB 50 L	8/192	0,43	-
		G1 411 N L G1PVB 50 N L	8/192	0,43	✔
	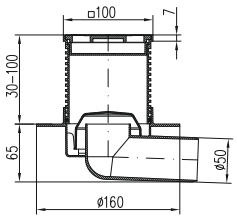	**411 L** PVB 50 L	8/192	0,50	-
		411 N L PVB 50 N L	8/192	0,50	✔



FLOOR DRAIN WITH BOTTOM OUTLET DN50 WITH COLLAR AND PLASTIC/STAINLESS STEEL FRAME

Two options - plastic or stainless steel frame. The collar can be used for connecting a waterproof. or bitumen membrane. Made of PP and stainless steel DIN 1.4301. Load capacity K3-300 kg, temp. resistance up to 90°C, tested in compliance with EN 1253.

Flow rate (water level): 24-28 l/min

		PART NUMBER NAME	PACKAGING [pcs/pallet]	WEIGHT [kg/pcs]	STAINLESS STEEL FRAME
	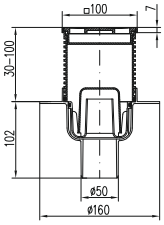	**L1 416 L** L1PVS 50 L	8/192	0,47	-
		L1 416 N L L1PVS 50 N L	8/192	0,48	✔
	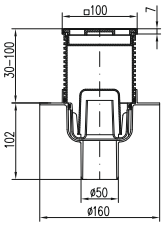	**F1 416 L** F1PVS 50 L	8/192	0,47	-
		F1 416 N L F1PVS 50 N L	8/192	0,48	✔
	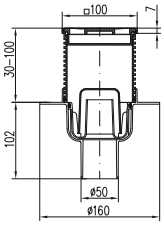	**G1 416 L** G1PVS 50 L	8/192	0,47	-
		G1 416 N L G1PVS 50 N L	8/192	0,48	✔
	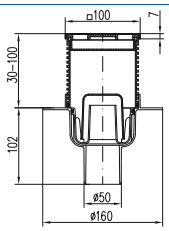	**416 L** PVS 50 L	8/192	0,42	-
		416 N L PVS 50 N L	8/192	0,43	✔

FLOOR DRAIN WITH BOTTOM OUTLET DN75 WITH COLLAR AND PLASTIC/STAINLESS STEEL FRAME

Two options - plastic or stainless steel frame. The collar can be used for connecting a waterproof. or bitumen membrane. Made of PP and stainless steel DIN 1.4301. Load capacity K3-300 kg, temp. resistance up to 90°C, tested in compliance with EN 1253.

Flow rate (water level): 24-31 l/min

		PART NUMBER NAME	PACKAGING [pcs/pallet]	WEIGHT [kg/pcs]	STAINLESS STEEL FRAME
	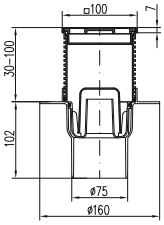	**L1 417 L** L1PVS 75 L	8/192	0,47	-
		L1 417 N L L1PVS 75 N L	8/192	0,48	✔
	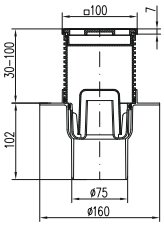	**F1 417 L** F1PVS 75 L	8/192	0,47	-
		F1 417 N L F1PVS 75 N L	8/192	0,48	✔
	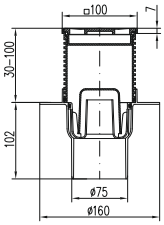	**G1 417 L** G1PVS 75 L	8/192	0,47	-
		G1 417 N L G1PVS 75 N L	8/192	0,48	✔
	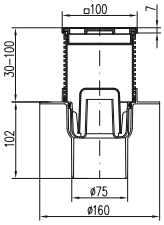	**417 L** PVS 75 L	8/192	0,42	-
		417 N L PVS 75 N L	8/192	0,43	✔



FLOOR DRAIN WITH SIDE OUTLET DN50 WITH COLLAR AND PLASTIC/STAINLESS STEEL FRAME

Two options - plastic or stainless steel frame. The collar can be used for connecting a waterproof. or bitumen membrane. Made of PP and stainless steel DIN 1.4301. Load capacity K3-300 kg, temp. resistance up to 90°C, tested in compliance with EN 1253.

Flow rate (water level): 44-56 l/min

		PART NUMBER NAME	PACKAGING [pcs/pallet]	WEIGHT [kg/pcs]	STAINLESS STEEL FRAME
	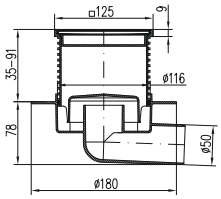	**L1 425 L** L1PVB 50 L2	8/192	0,57	-
		L1 425 N L L1PVB 50 N L2	8/192	0,60	✔
	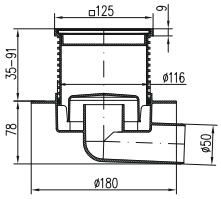	**F1 425 L** F1PVB 50 L2	8/192	0,56	-
		F1 425 N L F1PVB 50 N L2	8/192	0,59	✔
	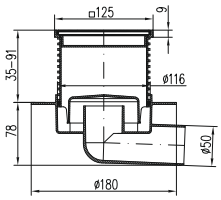	**G1 425 L** G1PVB 50 L2	8/192	0,57	-
		G1 425 N L G1PVB 50 N L2	8/192	0,60	✔
	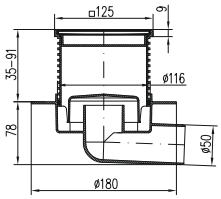	**425 L** PVB 50 L2	8/192	0,56	-
		425 N L PVB 50 N L2	8/192	0,60	✔
	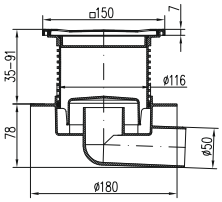	**445 L** PVB 50 L4	8/192	0,69	✔
Type C Type S	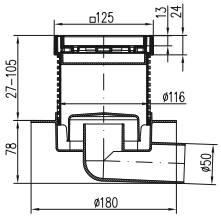	**C 425 L** CPVB 50 L2	4/168	0,60	✔
		S 425 L SPVB 50 L2	4/168	0,74	✔
Type C1 Type S1	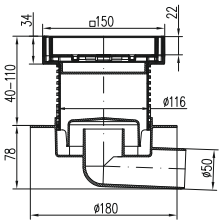	**C1 425 L** C1PVB 50 L2	4/168	0,74	✔
		S1 425 L S1PVB 50 L2	4/168	0,92	✔

FLOOR DRAIN WITH BOTTOM OUTLET DN50 WITH COLLAR AND PLASTIC/STAINLESS STEEL FRAME

Two options - plastic or stainless steel frame. The collar can be used for connecting a waterproof. or bitumen membrane. Made of PP and stainless steel DIN 1.4301. Load capacity K3-300 kg, temp. resistance up to 90°C, tested in compliance with EN 1253.

Flow rate (water level): 61-73 l/min

		PART NUMBER NAME	PACKAGING [pcs/pallet]	WEIGHT [kg/pcs]	STAINLESS STEEL FRAME
	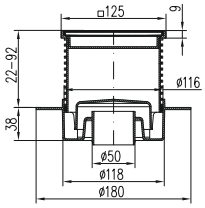	**L1 420 L** L1PVS 50 L2	8/192	0,56	-
		L1 420 N L L1PVS 50 N L2	8/192	0,58	✔
	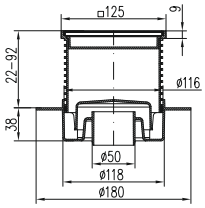	**F1 420 L** F1PVS 50 L2	8/192	0,55	-
		F1 420 N L F1PVS 50 N L2	8/192	0,57	✔
	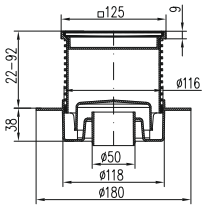	**G1 420 L** G1PVS 50 L2	8/192	0,56	-
		G1 420 N L G1PVS 50 N L2	8/192	0,58	✔
	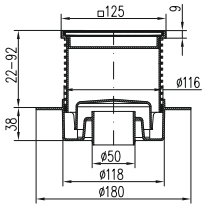	**420 L** PVS 50 L2	8/192	0,61	-
		420 N L PVS 50 N L2	8/192	0,63	✔
	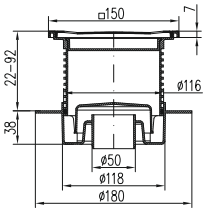	**440 L** PVS 50 L4	8/192	0,72	✔
Type C Type S 	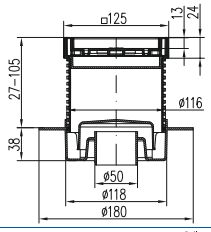	**C 420 L** CPVS 50 L2	4/168	0,56	✔
		S 420 L SPVS 50 L2	4/168	0,72	✔
Type C1 Type S1 	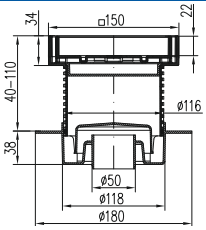	**C1 420 L** C1PVS 50 L2	4/168	0,71	✔
		S1 420 L S1PVS 50 L2	4/168	0,90	✔

FLOOR DRAIN WITH BOTTOM OUTLET DN110 WITH COLLAR AND PLASTIC/STAINLESS STEEL FRAME

Two options - plastic or stainless steel frame. The collar can be used for connecting a waterproof. or bitumen membrane. Made of PP and stainless steel DIN 1.4301. Load capacity K3-300 kg, temp. resistance up to 90°C, tested in compliance with EN 1253.

Flow rate (water level): 38-49 l/min

		PART NUMBER NAME	PACKAGING [pcs/pallet]	WEIGHT [kg/pcs]	STAINLESS STEEL FRAME
	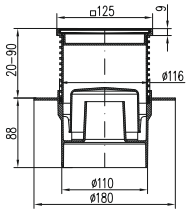	**L1 421 L** L1PVS 110 L2	4/168	0,61	-
		L1 421 N L L1PVS 110 N L2	4/168	0,62	✔
	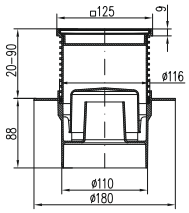	**F1 421 L** F1PVS 110 L2	4/168	0,59	-
		F1 421 N L F1PVS 110 N L2	4/168	0,60	✔
	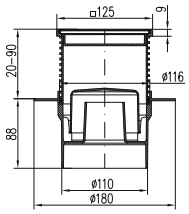	**G1 421 L** G1PVS 110 L2	4/168	0,59	-
		G1 421 N L G1PVS 110 N L2	4/168	0,60	✔
	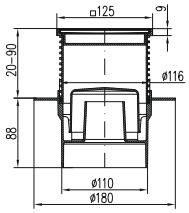	**421 L** PVS 110 L2	4/168	0,63	-
		421 N L PVS 110 N L2	4/168	0,64	✔
	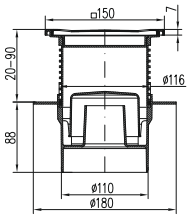	**441 L** PVS 110 L4	4/168	0,77	✔
Type C Type S	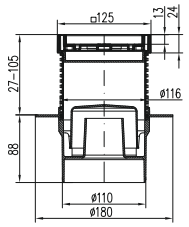	**C 421 L** CPVS 110 L2	4/168	0,64	✔
		S 421 L SPVS 110 L2	4/168	0,81	✔
Type C1 Type S1	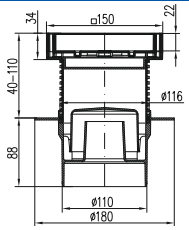	**C1 421 L** C1PVS 110 L2	4/168	0,79	✔
		S1 421 L S1PVS 110 L2	4/168	0,92	✔

MULTI-INLET FLOOR DRAIN WITH SIDE OUTLET DN75 WITH PLASTIC/STAINLESS STEEL FRAME

This drain allows for connecting multiple waste water systems within the sewage network. The drain body includes an anti-odour water level. If a waterproofing membrane is to be connected, it can be combined with a collar (part number 390). Made of PP and stainless steel DIN 1.4301. Load capacity K3 (300 kg). Temp. resistance up to 90°C. Tested in compliance with EN 1253.

Flow rate (water level): 42-56 l/min

		PART NUMBER NAME	PACKAGING [pcs/pallet]	WEIGHT [kg/pcs]	STAINLESS STEEL FRAME
	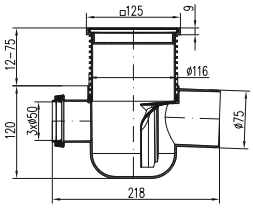	**L1 801** L1PVM 50	4/120	0,74	-
		L1 801 N L1PVM 50 N	4/120	0,77	✔
	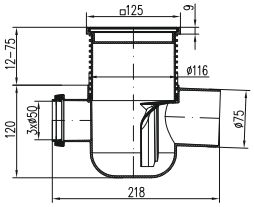	**F1 801** F1PVM 50	4/120	0,74	-
		F1 801 N F1PVM 50 N	4/120	0,77	✔
	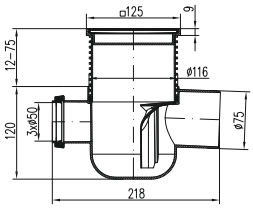	**G1 801** G1PVM 50	4/120	0,74	-
		G1 801 N G1PVM 50 N	4/120	0,78	✔
	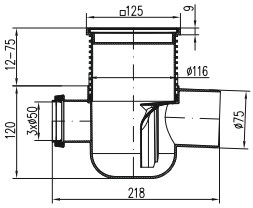	**801** PVM 50	4/120	0,70	-
		801 N PVM 50 N	4/120	0,73	✔
	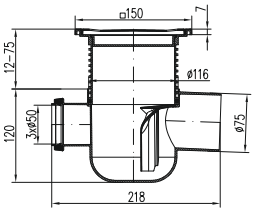	**802** PVM 50 4	4/120	0,82	✔
Type C Type S 	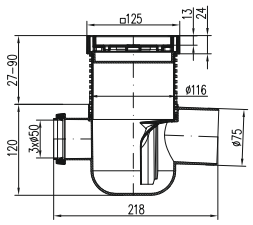	**C 801** CPVM 50	4/120	0,75	✔
		S 801 SPVM 50	4/120	0,94	✔
Type C1 Type S1 	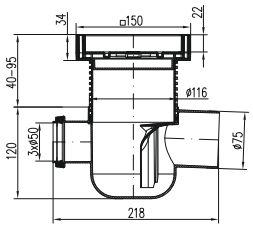	**C1 801** C1PVM 50	4/120	0,92	✔
		S1 801 S1PVM 50	4/120	1,07	✔

SIDE FLOOR DRAIN - LOW, WITH SIDE OUTLET DN50 WITH COLLAR AND PLASTIC/STAINLESS STEEL FRAME

The benefits include the low installation height. The product is mainly designed for modernisation of bathrooms. Made of PP and stainless steel DIN 1.4301. Load capacity K3-300 kg, temp. resistance up to 90°C, tested in compliance with EN 1253.

Flow rate: 38-44 l/min

		PART NUMBER NAME	PACKAGING [pcs/pallet]	WEIGHT [kg/pcs]	STAINLESS STEEL FRAME
	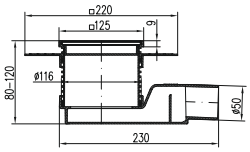	**L1 804** L1SS 50	8/160	0,70	-
		L1 804 N L1SS 50 N	8/160	0,74	✔
	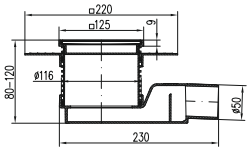	**F1 804** F1SS 50	8/160	0,70	-
		F1 804 N F1SS 50 N	8/160	0,74	✔
	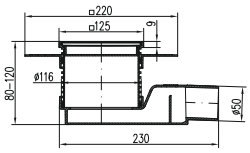	**G1 804** G1SS 50	8/160	0,70	-
		G1 804 N G1SS 50 N	8/160	0,74	✔
	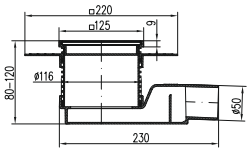	**804** SS 50	8/160	0,70	-
		804 N SS 50 N	8/160	0,74	✔
	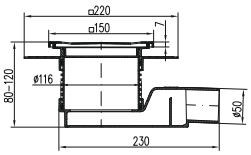	**805** SS 50 4	8/160	0,79	✔
Type C Type S 	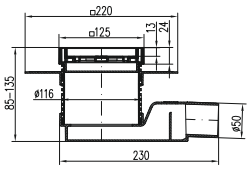	**C 804** CSS 50	8/160	0,75	✔
		S 804 SSS 50	8/160	0,90	✔
Type C1 Type S1 	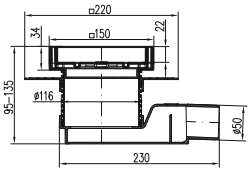	**C1 804** C1SS 50	8/160	0,98	✔
		S1 804 S1SS 50	8/160	1,06	✔

SELF-ADHESIVE WATERPROOFING MEMBRANE

A flexible insulation membrane with polypropylene fleece, resistant to perforation, and with butyl rubber glue. The membrane features high adhesion and anti-ageing resistance. It can be applied without preheating, onto clean structural surfaces such as concrete and masonry.

	PART NUMBER	SUITABLE FOR TYPE:
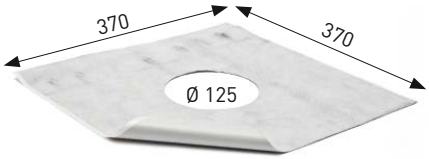	**391/1**	420 • 421 • 425 • 441 • 445 • 381 • 382 • 383 384 • 385 • 386 • 388 • 427 • 447 • 801 • 802 804 • 805
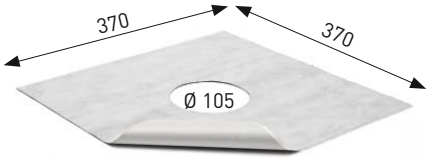	**391/2**	411 • 413 • 416 • 417
	**391/3**	332 • 432 • 333 • 433 • 324 • 424 • 727 • 827 334 • 335 • 434 • 436 • 329 • 330 • 429 • 437 731 • 831
	**391/4**	

Black edition

UNIVERSAL FLOOR DRAIN, SIDE OUTLET DN50/75 WITH PLASTIC FRAME, COLLAR/FLANGE

If the water level drops, the NEPTUNE float will close the outlet to prevent the back flow of odour from the sewage line. Made of PP, PS and stainless steel DIN 1.4301. Load capacity K3 (300 kg). Temperature resistance up to 70°C. Tested in compliance with EN 1253. Stainless steel grids 1.5 mm are provided with polyester thermoset paint. Possibility to order a 5 mm stainless steel grid.

Flow rate (NEPTUNE float): 24-44 l/min

		PART NUMBER NAME	PACKAGING [pcs/pallet]	WEIGHT [kg/pcs]	FLANGE
	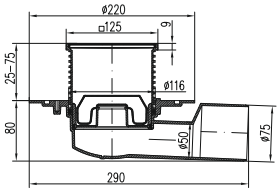	**L1 388 A X C** L1PVBU 50/75 X C	5/120	0,86	-
		L1 388 B X C L1PVBU 50/75 PR X C	5/120	1,08	✔
	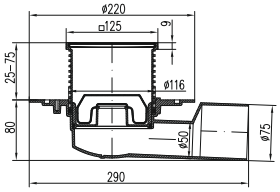	**F1 388 A X C** F1PVBU 50/75 X C	5/120	0,86	-
		F1 388 B X C F1PVBU 50/75 PR X C	5/120	1,08	✔
	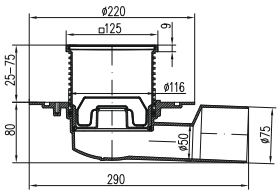	**G1 388 A X C** G1PVBU 50/75 X C	5/120	0,86	-
		G1 388 B X C G1PVBU 50/75 PR X C	5/120	1,08	✔
	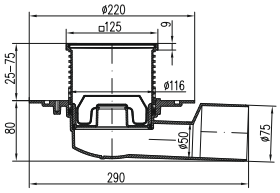	**388 A X C** PVBU 50/75 X C	5/120	0,86	-
		388 B X C PVBU 50/75 PR X C	5/120	1,08	✔

LABYRINTH

FACE

GATE

SUN

UNIVERSAL MULTI-INLET FLOOR DRAIN, SIDE OUTLET DN50/75 WITH PLASTICFRAME, COLLAR/FLANGE

If the water level drops, the NEPTUNE float will close the outlet to prevent the back flow of odour from the sewage line. Made of PP, PS and stainless steel DIN 1.4301. Load capacity K3 (300 kg). Temperature resistance up to 70°C. Tested in compliance with EN 1253. Stainless steel grids 1.5 mm are provided with polyester thermoset paint. Possibility to order a 5 mm stainless steel grid.

Flow rate (NEPTUNE float): 24-44 l/min

		PART NUMBER NAME	PACKAGING [pcs/pallet]	WEIGHT [kg/pcs]	FLANGE
	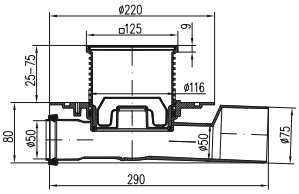	**L1 427 A X C** L1PVP 50/75 X C	5/120	0,88	-
		L1 427 B X C L1PVP 50/75 PR X C	5/120	1,09	✔
	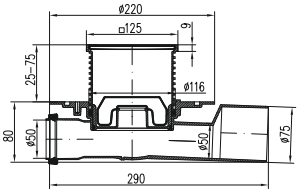	**F1 427 A X C** F1PVP 50/75 X C	5/120	0,88	-
		F1 427 B X C F1PVP 50/75 PR X C	5/120	1,09	✔
	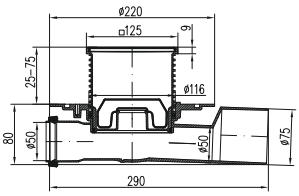	**G1 427 A X C** G1PVP 50/75 X C	5/120	0,88	-
		G1 427 B X C G1PVP 50/75 PR X C	5/120	1,09	✔
	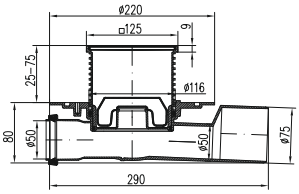	**427 A X C** PVP 50/75 X C	5/120	0,88	-
		427 B X C PVP 50/75 PR X C	5/120	1,09	✔

UNIVERSAL FLOOR DRAIN, SIDE OUTLET DN40 WITH PLASTIC FRAME, COLLAR/FLANGE

The floor drain is designed for indoor and outdoor installations. The packaging includes a dry flap and an anti-odour water level. Made from polypropylene and stainless steel DIN 1.4301. Load capacity K3 (300 kg). Temperature resistance up to 90°C. Tested in compliance with EN 1253.
Stainless steel grids 1.5 mm are provided with polyester thermo-set paint. Possibility to order a 5 mm stainless steel grid.

Flow rate (dry flap): 56-70 l/min
Flow rate (water level): 25-32 l/min

		PART NUMBER NAME	PACKAGING [pcs/pallet]	WEIGHT [kg/pcs]	FLANGE
	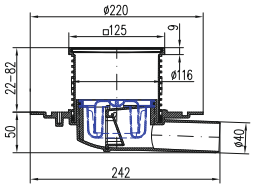	**L1 382 A C** L1PVBU 40 C	8/160	0,80	-
		L1 382 B C L1PVBU 40 PR C	8/160	0,98	✔
	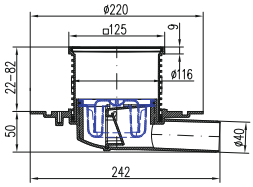	**F1 382 A C** F1PVBU 40 C	8/160	0,78	-
		F1 382 B C F1PVBU 40 PR C	8/160	0,97	✔
	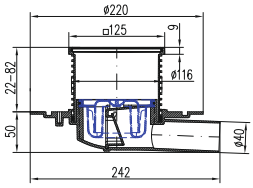	**G1 382 A C** G1PVBU 40 C	8/160	0,80	-
		G1 382 B C G1PVBU 40 PR C	8/160	0,98	✔
	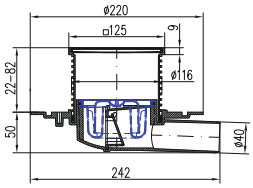	**382 A C** PVBU 40 C	8/160	0,77	-
		382 B C PVBU 40 PR C	8/160	1,04	✔

UNIVERSAL FLOOR DRAIN, SIDE OUTLET DN50 WITH PLASTIC FRAME, COLLAR/FLANGE

The floor drain is designed for indoor and outdoor installations. The packaging includes a dry flap and an anti-odour water level. Made from polypropylene and stainless steel DIN 1.4301. Load capacity K3 (300 kg). Temperature resistance up to 90°C. Tested in compliance with EN 1253.
Stainless steel grids 1.5 mm are provided with polyester thermo-set paint. Possibility to order a 5 mm stainless steel grid.

Flow rate (dry flap): 68-82 l/min
Flow rate (water level): 30-37 l/min

		PART NUMBER NAME	PACKAGING [pcs/pallet]	WEIGHT [kg/pcs]	FLANGE
	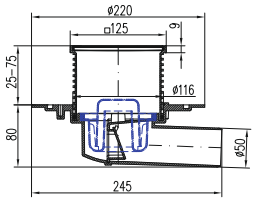	**L1 381 A C** L1PVBU 50 C	8/160	0,91	-
		L1 381 B C L1PVBU 50 PR C	8/160	1,12	✔
	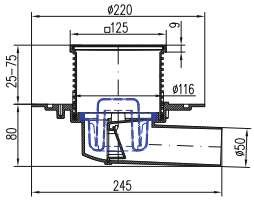	**F1 381 A C** F1PVBU 50 C	8/160	0,89	-
		F1 381 B C F1PVBU 50 PR C	8/160	1,10	✔
	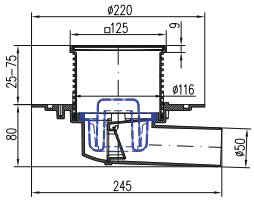	**G1 381 A C** G1PVBU 50 C	8/160	0,91	-
		G1 381 B C G1PVBU 50 PR C	8/160	1,12	✔
	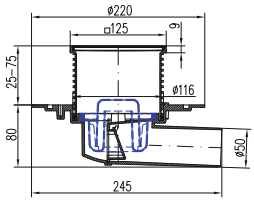	**381 A C** PVBU 50 C	8/160	0,87	-
		381 B C PVBU 50 PR C	8/160	1,14	✔

UNIVERSAL FLOOR DRAIN, SIDE OUTLET DN50/75 WITH PLASTIC FRAME, COLLAR/FLANGE

The floor drain is designed for indoor and outdoor installations. The packaging includes a dry flap and an anti-odour water level. Made from polypropylene and stainless steel DIN 1.4301. Load capacity K3 (300 kg). Temperature resistance up to 90°C. Tested in compliance with EN 1253.
Stainless steel grids 1.5 mm are provided with polyester thermo-set paint. Possibility to order a 5 mm stainless steel grid.

Flow rate (dry flap): 64-80 l/min
Flow rate (water level): 29-36 l/min

		PART NUMBER NAME	PACKAGING [pcs/pallet]	WEIGHT [kg/pcs]	FLANGE
	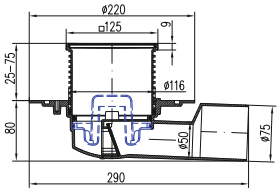	**L1 388 A C** L1PVBU 50/75 C	5/120	0,90	-
		L1 388 B C L1PVBU 50/75 PR C	5/120	1,11	✔
	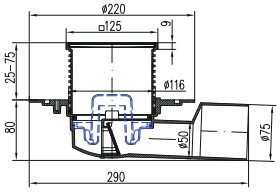	**F1 388 A C** F1PVBU 50/75 C	5/120	0,90	-
		F1 388 B C F1PVBU 50/75 PR C	5/120	1,11	✔
	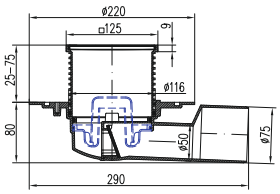	**G1 388 A C** G1PVBU 50/75 C	5/120	0,90	-
		G1 388 B C G1PVBU 50/75 PR C	5/120	1,11	✔
	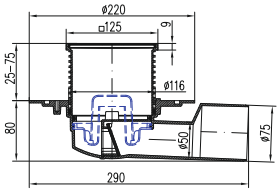	**388 A C** PVBU 50/75 C	5/120	0,90	-
		388 B C PVBU 50/75 PR C	5/120	1,11	✔

UNIVERSAL MULTI-INLET FLOOR DRAIN, SIDE OUTLET DN50/75 WITH PLASTIC FRAME, COLLAR/FLANGE

The floor drain is designed for indoor and outdoor installations. The packaging includes a dry flap and an anti-odour water level. Made from polypropylene and stainless steel DIN 1.4301. Load capacity K3 (300 kg). Temperature resistance up to 90°C. Tested in compliance with EN 1253.
Stainless steel grids 1.5 mm are provided with polyester thermo-set paint. Possibility to order a 5 mm stainless steel grid.

Flow rate (dry flap): 64-80 l/min
Flow rate (water level): 29-36 l/min

		PART NUMBER NAME	PACKAGING [pcs/pallet]	WEIGHT [kg/pcs]	FLANGE
	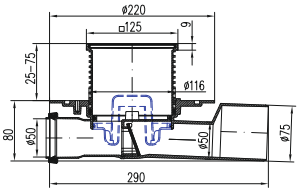	**L1 427 A C** L1PVP 50/75 C	5/120	0,93	-
		L1 427 B C L1PVP 50/75 PR C	5/120	1,14	✔
	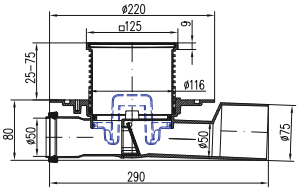	**F1 427 A C** F1PVP 50/75 C	5/120	0,93	-
		F1 427 B C F1PVP 50/75 PR C	5/120	1,14	✔
	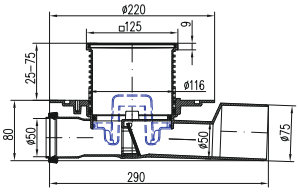	**G1 427 A C** G1PVP 50/75 C	5/120	0,93	-
		G1 427 B C G1PVP 50/75 PR C	5/120	1,14	✔
	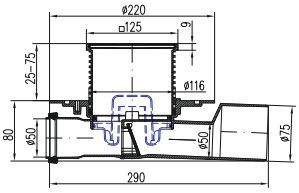	**427 A C** PVP 50/75 C	5/120	0,93	-
		427 B C PVP 50/75 PR C	5/120	1,14	✔

UNIVERSAL FLOOR DRAIN, BOTTOM OUTLET DN40 WITH PLASTIC FRAME, COLLAR/FLANGE

The floor drain is designed for indoor and outdoor installations. The packaging includes a dry flap and an anti-odour water level. Made from polypropylene and stainless steel DIN 1.4301. Load capacity K3 (300 kg). Temperature resistance up to 90°C. Tested in compliance with EN 1253.
Stainless steel grids 1.5 mm are provided with polyester thermo-set paint. Possibility to order a 5 mm stainless steel grid.

Flow rate (dry flap): 56-70 l/min
Flow rate (water level): 30-37 l/min

		PART NUMBER NAME	PACKAGING [pcs/pallet]	WEIGHT [kg/pcs]	FLANGE
	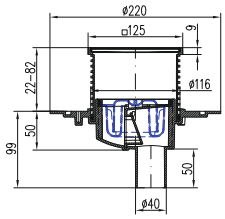	**L1 383 A C** L1PVSU 40 C	4/120	0,99	-
		L1 383 B C L1PVSU 40 PR C	4/120	1,03	✔
	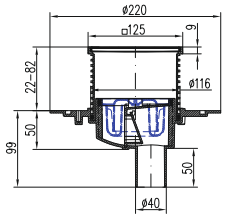	**F1 383 A C** F1PVSU 40 C	4/120	0,77	-
		F1 383 B C F1PVSU 40 PR C	4/120	0,98	✔
	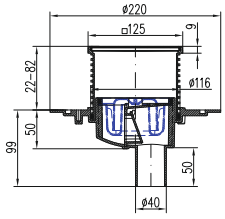	**G1 383 A C** G1PVSU 40 C	4/120	0,98	-
		G1 383 B C G1PVSU 40 PR C	4/120	1,01	✔
	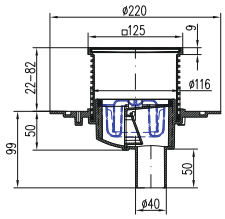	**383 A C** PVSU 40 C	4/120	0,76	-
		383 B C PVSU 40 PR C	4/120	0,97	✔

UNIVERSAL FLOOR DRAIN, BOTTOM OUTLET DN50 WITH PLASTIC FRAME, COLLAR/FLANGE

The floor drain is designed for indoor and outdoor installations. The packaging includes a dry flap and an anti-odour water level. Made from polypropylene and stainless steel DIN 1.4301. Load capacity K3 (300 kg). Temperature resistance up to 90°C. Tested in compliance with EN 1253.
Stainless steel grids 1.5 mm are provided with polyester thermo-set paint. Possibility to order a 5 mm stainless steel grid.

Flow rate (dry flap): 56-70 l/min
Flow rate (water level): 30-37 l/min

		PART NUMBER NAME	PACKAGING [pcs/pallet]	WEIGHT [kg/pcs]	FLANGE
	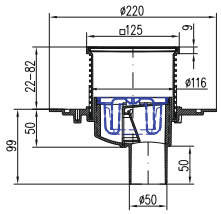	**L1 384 A C** L1PVSU 50 C	4/120	0,80	-
		L1 384 B C L1PVSU 50 PR C	4/120	1,01	✔
	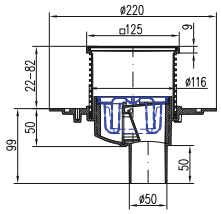	**F1 384 A C** F1PVSU 50 C	4/120	0,81	-
		F1 384 B C F1PVSU 50 PR C	4/120	1,02	✔
	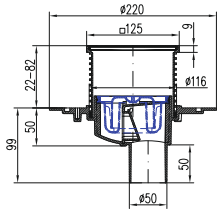	**G1 384 A C** G1PVSU 50 C	4/120	0,80	-
		G1 384 B C G1PVSU 50 PR C	4/120	1,05	✔
	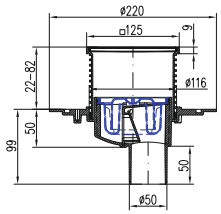	**384 A C** PVSU 50 C	4/120	0,79	-
		384 B C PVSU 50 PR C	4/120	1,00	✔

UNIVERSAL FLOOR DRAIN, BOTTOM OUTLET DN75 WITH PLASTIC FRAME, COLLAR/FLANGE

The floor drain is designed for indoor and outdoor installations. The packaging includes a dry flap and an anti-odour water level. Made from polypropylene and stainless steel DIN 1.4301. Load capacity K3 (300 kg). Temperature resistance up to 90°C. Tested in compliance with EN 1253.
Stainless steel grids 1.5 mm are provided with polyester thermo-set paint. Possibility to order a 5 mm stainless steel grid.

Flow rate (dry flap): 58-72 l/min
Flow rate (water level): 32-39 l/min

		PART NUMBER NAME	PACKAGING [pcs/pallet]	WEIGHT [kg/pcs]	FLANGE
	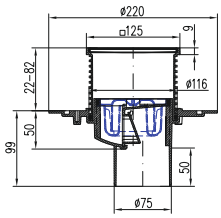	**L1 385 A C** L1PVSU 75 C	4/120	0,81	-
		L1 385 B C L1PVSU 75 PR C	4/120	1,02	✔
	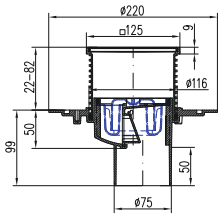	**F1 385 A C** F1PVSU 75 C	4/120	0,81	-
		F1 385 B C F1PVSU 75 PR C	4/120	1,02	✔
	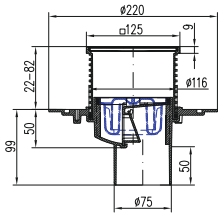	**G1 385 A C** G1PVSU 75 C	4/120	0,81	-
		G1 385 B C G1PVSU 75 PR C	4/120	1,02	✔
	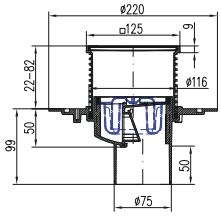	**385 A C** PVSU 75 C	4/120	0,78	-
		385 B C PVSU 75 PR C	4/120	1,00	✔

UNIVERSAL FLOOR DRAIN, BOTTOM OUTLET DN110 WITH PLASTIC FRAME, COLLAR/FLANGE

The floor drain is designed for indoor and outdoor installations. The packaging includes a dry flap and an anti-odour water level. Made from polypropylene and stainless steel DIN 1.4301. Load capacity K3 (300 kg). Temperature resistance up to 90°C. Tested in compliance with EN 1253.
Stainless steel grids 1.5 mm are provided with polyester thermo-set paint. Possibility to order a 5 mm stainless steel grid.
Flow rate (dry flap): 58-72 l/min
Flow rate (water level): 32-39 l/min

		PART NUMBER NAME	PACKAGING [pcs/pallet]	WEIGHT [kg/pcs]	FLANGE
	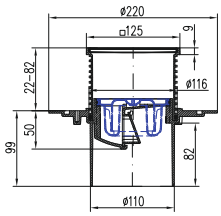	**L1 386 A C** L1PVSU 110 C	4/120	0,86	-
		L1 386 B C L1PVSU 110 PR C	4/120	1,06	✔
	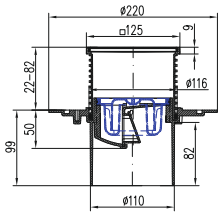	**F1 386 A C** F1PVSU 110 C	4/120	0,86	-
		F1 386 B C F1PVSU 110 PR C	4/120	1,06	✔
	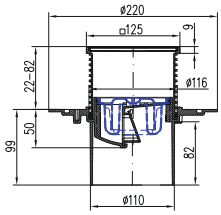	**G1 386 A C** G1PVSU 110 C	4/120	0,86	-
		G1 386 B C G1PVSU 110 PR C	4/120	1,09	✔
	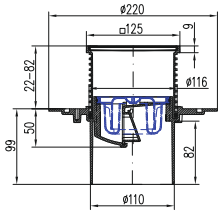	**386 A C** PVSU 110 C	4/120	0,83	-
		386 B C PVSU 110 PR C	4/120	1,03	✔

stainless steel grid 1,5 mm
(DIN 1.4301)
sifter
attachment with plastic frame
sealing ring
anti-odour float
NEPTUNE
dry flap
water level
stainless steel flange
drain body
(side/bottom outlet)

>RAINWATER COLLECTORS<

RAINWATER COLLECTORS

Roof drains are designed for draining rainwater into sewage system or for collecting the dirt being transported by rainwater from the roofs. To serve such purpose, they contain a removable basket with a handle and an anti-odour flap, preventing the back flow odour and corrosion. The drain grid for square gutter can be ordered as a spare part (p.61).

The draining parts are made from UV stabilized materials that are resistant to corrosion and ambient conditions.

- UV stabilized
- load capacity K3 (300 kg)
- anti-odour trap flap
- black/grey design
- bottom/side outlet versions
- dimensions DN110, 125 and 110/125
- basket with a handle to sift out dirt



BOTTOM STREET DRAIN, OUTLET D110

The product is designed for draining rain (surface) water into sewer systems outside buildings, with an option to connect gutter downpipes. It contains a dry anti-odour flap to prevent the odour back flow from the sewage line. The product has an outlet DN110. The eccentric reduction rings of the gutter downpipe in the STANDARD design need to be cut out for the diameter required, 75, 80, 90, 100, 110 or 125 mm. The full version of the drain contains rings with nominal diameters 75, 80, 90, 100, 110 or 125 mm. Made from polypropylene and PS, UV stabilized. Load capacity K3 (300 kg). Temperature resistance up to 90°C. Tested in compliance with EN 1253.

Flow rate: 390 l/min

PART NUMBER NAME	PACKAGING [pcs/pallet]	WEIGHT [kg/pcs]
325 E KV 110 ST	5/120	1,03
325 Es KV 110 ST s	5/120	1,05
325 A KV 110	5/120	1,20
325 As KV 110 s	5/120	1,20

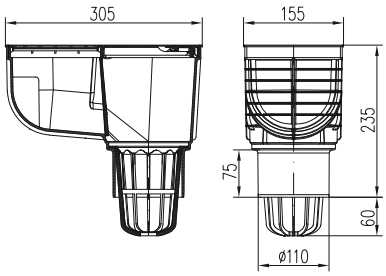

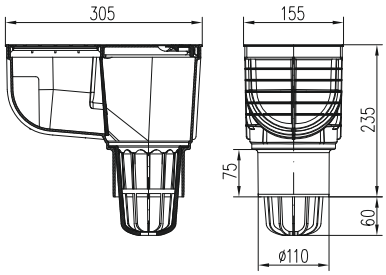

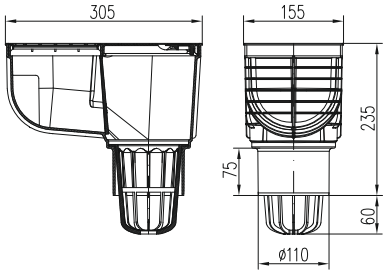

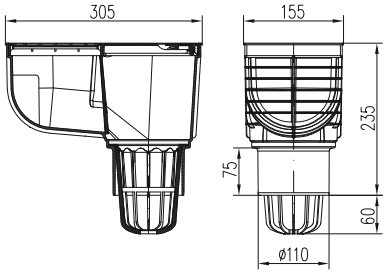

BOTTOM STREET DRAIN, OUTLET D125

The product is designed for draining rain (surface) water into sewer systems outside buildings, with an option to connect gutter downpipes. It contains a dry anti-odour flap to prevent the odour back flow from the sewage line. The product has an outlet D125. The eccentric reduction rings of the gutter downpipe in the STANDARD design need to be cut out for the diameter required, 75, 80, 90, 100, 110 or 125 mm. The full version of the drain contains rings with nominal diameters 75, 80, 90, 100, 110 or 125 mm. Made from polypropylene and PS, UV stabilized. Load capacity K3 (300 kg). Temperature resistance up to 90°C. Tested in compliance with EN 1253.

Flow rate: 530 l/min

PART NUMBER NAME	PACKAGING [pcs/pallet]	WEIGHT [kg/pcs]
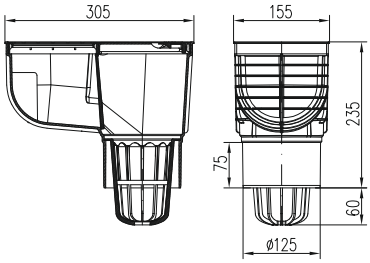 **325 F** KV 125 ST	5/120	1,09
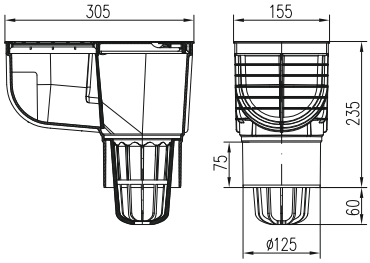 **325 Fs** KV 125 ST s	5/120	1,14
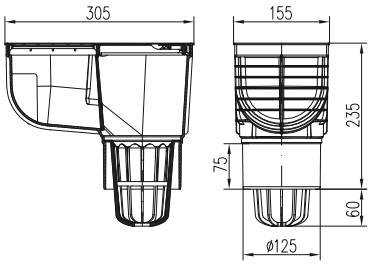 **325 B** KV 125	5/120	1,20
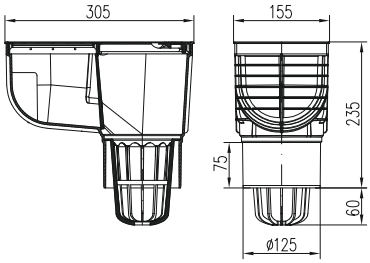 **325 Bs** KV 125 s	5/120	1,19

BOTTOM STREET DRAIN, OUTLET D110/125

The product is designed for draining rain (surface) water into sewer systems outside buildings, with an option to connect gutter downpipes. It contains a dry anti-odour flap to prevent the odour back flow from the sewage line. The product has a combined outlet D 110/125 mm. The eccentric reduction rings of the gutter downpipe in the STANDARD design need to be cut out for the diameter required 75, 80, 90, 100, 110 or 125 mm. The UNIVERSAL option contains rings with nominal diameters 75, 80, 90, 100, 110 or 125 mm. Made from polypropylene and PS, UV stabilized. Load capacity K3 (300 kg). Temperature resistance up to 90°C. Tested in compliance with EN 1253.

Flow rate: 390/530 l/min

PART NUMBER NAME	PACKAGING [pcs/pallet]	WEIGHT [kg/pcs]
325 S KV 110/125 ST	4/96	1,02
325 Ss KV 110/125 ST s	4/96	1,03
325 C KV 110/125	4/96	1,16
325 Cs KV 110/125 s	4/96	1,18

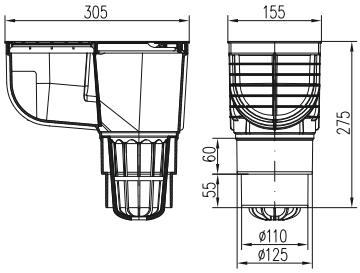

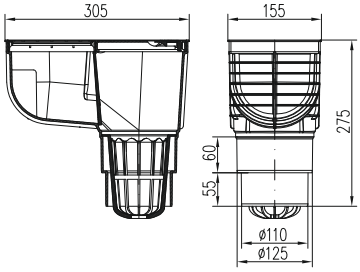

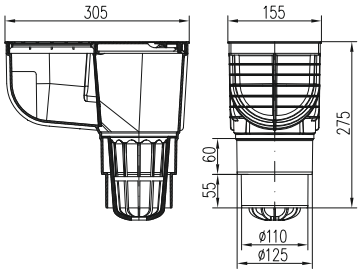

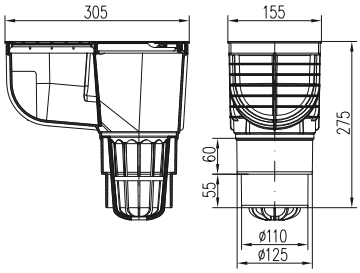

SIDE STREET DRAIN, OUTLET D110

The product is designed for draining rain (surface) water into sewer systems outside buildings, with an option to connect gutter downpipes. It contains a dry anti-odour flap to prevent the odour back flow from the sewage line. The benefits of this product include the low installation height. The product has a side outlet DN110 mm. The eccentric reduction rings of the gutter downpipe in the STANDARD design need to be cut out for the diameter required 75, 80, 90, 100, 110 or 125 mm. There is an option with rings of nominal diameters 75, 80, 90, 100, 110 or 125 mm. Made from polypropylene and PS, UV stabilized. Load capacity K3 (300 kg). Temperature resistance up to 90°C. Tested in compliance with EN 1253.

Flow rate: 375 l/min

PART NUMBER NAME	PACKAGING [pcs/pallet]	WEIGHT [kg/pcs]
325 G KV 110 B ST	4/120	0,97
325 Gs KV 110 B ST s	4/120	1,00
325 D KV 110 B	4/120	1,04
325 Ds KV 110 B s	4/120	1,05

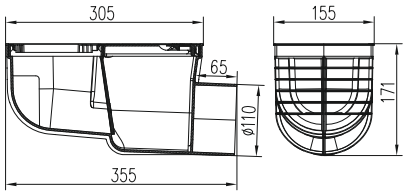

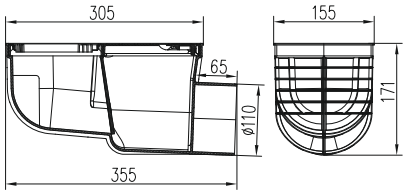

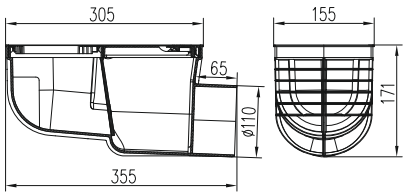

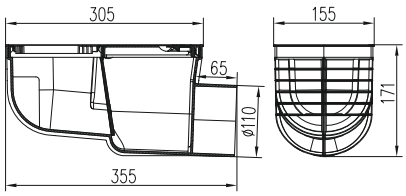

>STREET DRAINS<



STREET DRAINS

Products containing a dry anti-odor flap and they are mainly intended for outdoor installation.
Sewer drains equipped with an anti-odor water surface are mainly used in the interior of buildings. And the version of the drain with the NEPTUNE float is mainly intended where it will prevent the possible penetration of odors from the sewer system to the interior.

- load capacity K3 (300 kg)
- load capacity L15 (1 500 kg)
- load capacity B 125 (12 500 kg)
- UV stabilized
- water resistance up to 90 °C
- in compliance with EN 1253
- in compliance with EN 124
- possibility of connecting waterproofing foil

SIDE STREET DRAIN, OUTLET D50 WITH PLASTIC/STAINLESS STEEL/CAST IRON GRID

Made of PP and PS, stainless steel DIN 1.4301 and cast iron DIN 1691. Load capacity K3-300 kg and L15-1 500 kg, resistance up to 90°C, in the NEPTUNE float up to 70 °C, Tested in compliance with EN 1253.

- **Flow rate (dry flap):** 93-101 l/min
- **Flow rate (water level):** 75-83 l/min
- **Flow rate (NEPTUNE):** 64-70 l/min

		PART NUMBER NAME	PACKAGING [pcs/pallet]	WEIGHT [kg/pcs]	ANTI-ODOUR PROTECTION
	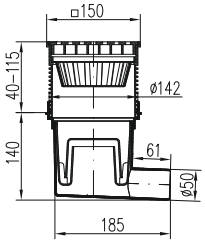	**332 S** KVB 50 S	6/144	0,82	dry flap
		332 V KVB 50 V	6/144	0,84	water level
		332 X KVB 50 X	6/144	0,96	NEPTUNE float
	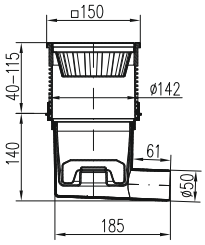	**332 S N** KVB 50 S N	6/144	0,96	dry flap
		332 V N KVB 50 V N	6/144	0,98	water level
		332 X N KVB 50 X N	6/144	1,03	NEPTUNE float
CAST IRON	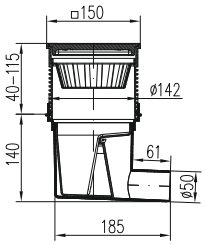	**332 S Li** KVB 50 S Li	6/144	1,82	dry flap
		332 V Li KVB 50 V Li	6/144	1,86	water level
		332 X Li KVB 50 X Li	6/144	1,85	NEPTUNE float
	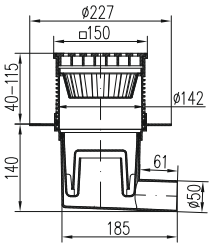	**432 S** KVB/L 50 S	1/48	1,10	dry flap
		432 V KVB/L 50 V	1/48	1,10	water level
		432 X KVB/L 50 X	1/48	1,10	NEPTUNE float
	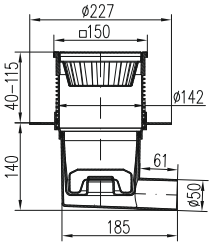	**432 S N** KVB/L 50 S N	1/48	1,19	dry flap
		432 V N KVB/L 50 V N	1/48	1,20	water level
		432 X N KVB/L 50 X N	1/48	1,20	NEPTUNE float
CAST IRON	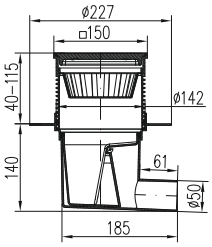	**432 S Li** KVB/L 50 S Li	1/48	2,10	dry flap
		432 V Li KVB/L 50 V Li	1/48	2,10	water level
		432 X Li KVB/L 50 X Li	1/48	2,10	NEPTUNE float

SIDE STREET DRAIN, OUTLET D75 WITH PLASTIC/STAINLESS STEEL/CAST IRON GRID

Made of PP and PS, stainless steel DIN 1.4301 and cast iron DIN 1691. Load capacity K3-300 kg and L15-1 500 kg, resistance up to 90°C, in the NEPTUNE float up to 70 °C, Tested in compliance with EN 1253.

- **Flow rate (dry flap):** 98-108 l/min
- **Flow rate (water level):** 94-97 l/min
- **Flow rate (NEPTUNE):** 69-76 l/min

		PART NUMBER NAME	PACKAGING [pcs/pallet]	WEIGHT [kg/pcs]	ANTI-ODOUR PROTECTION
	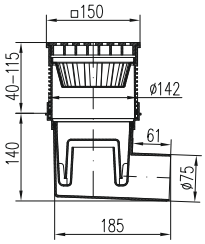	**333 S** KVB 75 S	6/144	0,87	dry flap
		333 V KVB 75 V	6/144	0,87	water level
		333 X KVB 75 X	6/144	0,88	NEPTUNE float
	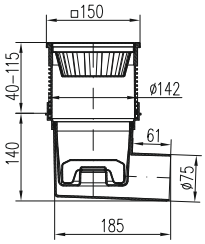	**333 S N** KVB 75 S N	6/144	0,99	dry flap
		333 V N KVB 75 V N	6/144	1,04	water level
		333 X N KVB 75 X N	6/144	1,04	NEPTUNE float
CAST IRON	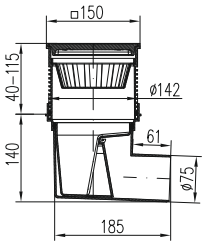	**333 S Li** KVB 75 S Li	6/144	1,89	dry flap
		333 V Li KVB 75 V Li	6/144	1,95	water level
		333 X Li KVB 75 X Li	6/144	1,95	NEPTUNE float
	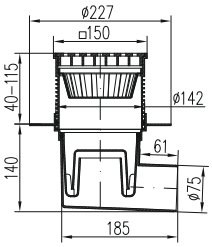	**433 S** KVB/L 75 S	1/48	1,10	dry flap
		433 V KVB/L 75 V	1/48	1,10	water level
		433 X KVB/L 75 X	1/48	1,14	NEPTUNE float
	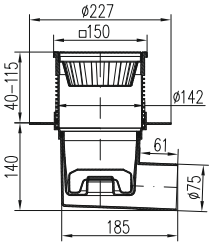	**433 S N** KVB/L 75 S N	1/48	1,13	dry flap
		433 V N KVB/L 75 V N	1/48	1,13	water level
		433 X N KVB/L 75 X N	1/48	1,13	NEPTUNE float
CAST IRON	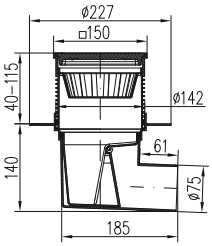	**433 S Li** KVB/L 75 S Li	1/48	2,09	dry flap
		433 V Li KVB/L 75 V Li	1/48	2,09	water level
		433 X Li KVB/L 75 X Li	1/48	2,01	NEPTUNE float

SIDE STREET DRAIN, OUTLET D110 WITH PLASTIC/STAINLESS STEEL/CAST IRON GRID

Made of PP and PS, stainless steel DIN 1.4301 and cast iron DIN 1691. Load capacity K3-300 kg and L15-1 500 kg, resistance up to 90°C, in the NEPTUNE float up to 70 °C, Tested in compliance with EN 1253.

- **Flow rate (dry flap):** 160-183 l/min
- **Flow rate (water level):** 98-104 l/min
- **Flow rate (NEPTUNE):** 76-80 l/min

		PART NUMBER NAME	PACKAGING [pcs/pallet]	WEIGHT [kg/pcs]	ANTI-ODOUR PROTECTION
	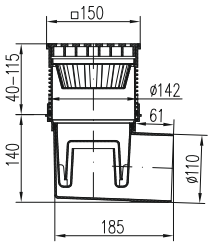	**324 S** KVB 110 S	6/144	0,90	dry flap
		324 V KVB 110 V	6/144	0,92	water level
		324 X KVB 110 X	6/144	0,90	NEPTUNE float
	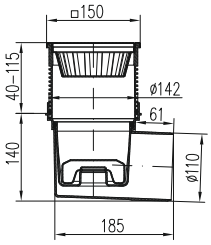	**324 S N** KVB 110 S N	6/144	0,98	dry flap
		324 V N KVB 110 V N	6/144	1,01	water level
		324 X N KVB 110 X N	6/144	1,00	NEPTUNE float
CAST IRON	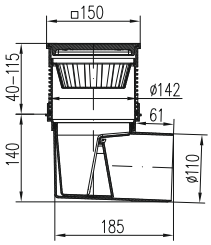	**324 S Li** KVB 110 S Li	6/144	1,88	dry flap
		324 V Li KVB 110 V Li	6/144	1,90	water level
		324 X Li KVB 110 X Li	6/144	1,90	NEPTUNE float
	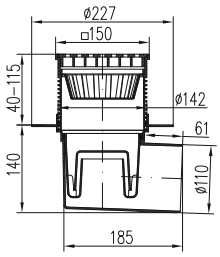	**424 S** KVB/L 110 S	1/48	1,14	dry flap
		424 V KVB/L 110 V	1/48	1,15	water level
		424 X KVB/L 110 X	1/48	1,14	NEPTUNE float
	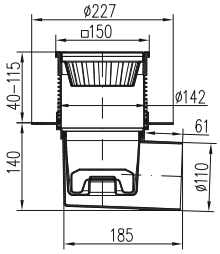	**424 S N** KVB/L 110 S N	1/48	1,23	dry flap
		424 V N KVB/L 110 V N	1/48	1,29	water level
		424 X N KVB/L 110 X N	1/48	1,24	NEPTUNE float
CAST IRON	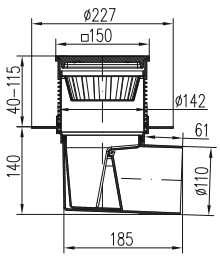	**424 S Li** KVB/L 110 S Li	1/48	2,13	dry flap
		424 V Li KVB/L 110 V Li	1/48	2,04	water level
		424 X Li KVB/L 110 X Li	1/48	2,02	NEPTUNE float

BOTTOM STREET DRAIN, OUTLET D110 WITH PLASTIC/STAINLESS STEEL/CAST IRON GRID

Made of PP and PS, stainless steel DIN 1.4301 and cast iron DIN 1691. Load capacity K3-300 kg and L15-1 500 kg, resistance up to 90°C, in the NEPTUNE float up to 70 °C, Tested in compliance with EN 1253.

- **Flow rate (dry flap):** 170-193 l/min
- **Flow rate (water level):** 108-114 l/min
- **Flow rate (NEPTUNE):** 86-90 l/min

		PART NUMBER NAME	PACKAGING [pcs/pallet]	WEIGHT [kg/pcs]	ANTI-ODOUR PROTECTION
	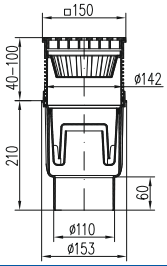	**727 S** KVS 110 S	6/144	0,85	dry flap
		727 V KVS 110 V	6/144	0,87	water level
		727 X KVS 110 X	6/144	0,85	NEPTUNE float
	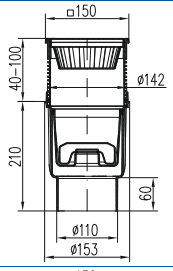	**727 S N** KVS 110 S N	6/144	0,85	dry flap
		727 V N KVS 110 V N	6/144	0,93	water level
		727 X N KVS 110 X N	6/144	0,96	NEPTUNE float
CAST IRON	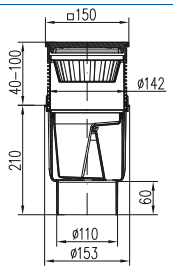	**727 S Li** KVS 110 S Li	6/144	1,83	dry flap
		727 V Li KVS 110 V Li	6/144	1,85	water level
		727 X Li KVS 110 X Li	6/144	1,85	NEPTUNE float
	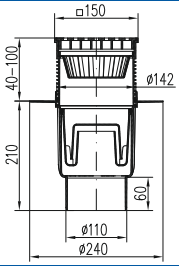	**827 S** KVS/L 110 S	4/72	1,09	dry flap
		827 V KVS/L 110 V	4/72	1,10	water level
		827 X KVS/L 110 X	4/72	1,09	NEPTUNE float
	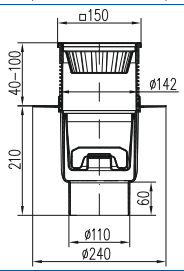	**827 S N** KVS/L 110 S N	4/72	1,18	dry flap
		827 V N KVS/L 110 V N	4/72	1,24	water level
		827 X N KVS/L 110 X N	4/72	1,19	NEPTUNE float
CAST IRON	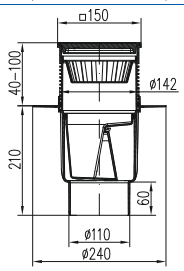	**827 S Li** KVS/L 110 S Li	4/72	2,08	dry flap
		827 V Li KVS/L 110 V Li	4/72	1,99	water level
		827 X Li KVS/L 110 X Li	4/72	1,97	NEPTUNE float

SIDE STREET DRAIN, OUTLET D75-250 WITH PLASTIC/CAST IRON GRID

Made from PP and PS, UV stabilized, and from grey cast iron DIN 1691. Load capacity compliant to EN 124-B 125 (12 500 kg) and a plastic grid made from PP compliant to EN 1253 L15 (1,500 kg). Resistance up to 90°C, in the option with the NEPTUNE float up to 70°C.

- **Flow rate (dry flap):** 172-185 l/min
- **Flow rate (water level):** 92-100 l/min
- **Flow rate (NEPTUNE):** 83-89 l/min

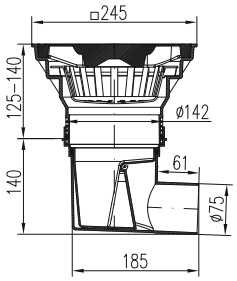

PART NUMBER NAME	PACKAGING [pcs/pallet]	WEIGHT [kg/pcs]	ANTI-ODOUR PROTECTION	SAFETY SCREWS
334 S KVB 75/250 S Li	1/48	6,74	dry flap	–
334 V KVB 75/250 V Li	1/48	6,74	water level	–
334 X KVB 75/250 X Li	1/48	6,79	NEPTUNE float	–
334 Sz KVB 75/250 S Li z	1/48	6,84	dry flap	✔
334 Vz KVB 75/250 V Li z	1/48	6,84	water level	✔
334 Xz KVB 75/250 X Li z	1/48	6,82	NEPTUNE float	✔

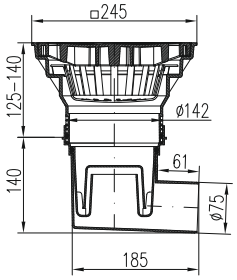

335 S KVB 75/250 S P	1/48	1,92	dry flap	–
335 V KVB 75/250 V P	1/48	1,92	water level	–
335 X KVB 75/250 X P	1/48	1,94	NEPTUNE float	–
335 Sz KVB 75/250 S P z	1/48	1,96	dry flap	✔
335 Vz KVB 75/250 V P z	1/48	2,00	water level	✔
335 Xz KVB 75/250 X P z	1/48	1,75	NEPTUNE float	✔

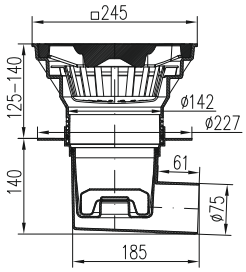

434 S KVB/L 75/250 S Li	1/48	6,75	dry flap	–
434 V KVB/L 75/250 V Li	1/48	6,75	water level	–
434 X KVB/L 75/250 X Li	1/48	6,78	NEPTUNE float	–
434 Sz KVB/L 75/250 S Li z	1/48	6,73	dry flap	✔
434 Vz KVB/L 75/250 V Li z	1/48	6,73	water level	✔
434 Xz KVB/L 75/250 X Li z	1/48	6,83	NEPTUNE float	✔

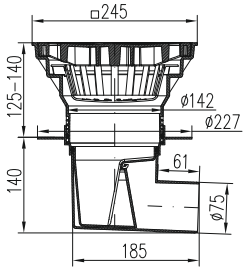

436 S KVB/L 75/250 S P	1/48	1,92	dry flap	–
436 V KVB/L 75/250 V P	1/48	1,92	water level	–
436 X KVB/L 75/250 X P	1/48	1,94	NEPTUNE float	–
436 Sz KVB/L 75/250 S P z	1/48	1,96	dry flap	✔
436 Vz KVB/L 75/250 V P z	1/48	2,00	water level	✔
436 Xz KVB/L 75/250 X P z	1/48	1,75	NEPTUNE float	✔

SIDE STREET DRAIN, OUTLET D110-250 WITH PLASTIC/CAST IRON GRID

Made from PP and PS, UV stabilized, and from grey cast iron DIN 1691. Load capacity compliant to EN 124-B 125 (12 500 kg) and a plastic grid made from PP compliant to EN 1253 L15 (1,500 kg). Resistance up to 90°C, in the option with the NEPTUNE float up to 70°C.

- **Flow rate (dry flap):** 185-200 l/min
- **Flow rate (water level):** 102-115 l/min
- **Flow rate (NEPTUNE):** 83-89 l/min

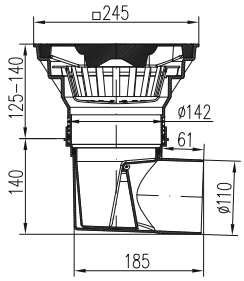

PART NUMBER NAME	PACKAGING [pcs/pallet]	WEIGHT [kg/pcs]	ANTI-ODOUR PROTECTION	SAFETY SCREWS
329 S KVB 110/250 S Li	1/48	6,75	dry flap	–
329 V KVB 110/250 V Li	1/48	6,84	water level	–
329 X KVB 110/250 X Li	1/48	6,81	NEPTUNE float	–
329 Sz KVB 110/250 S Li z	1/48	6,67	dry flap	✔
329 Vz KVB 110/250 V Li z	1/48	6,96	water level	✔
329 Xz KVB 110/250 X Li z	1/48	6,72	NEPTUNE float	✔

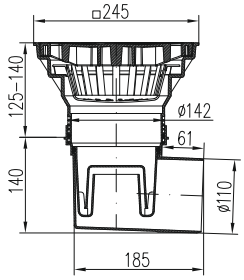

330 S KVB 110/250 S P	1/48	1,94	dry flap	–
330 V KVB 110/250 V P	1/48	2,00	water level	–
330 X KVB 110/250 X P	1/48	1,81	NEPTUNE float	–
330 Sz KVB 110/250 S P z	1/48	1,98	dry flap	✔
330 Vz KVB 110/250 V P z	1/48	2,02	water level	✔
330 Xz KVB 110/250 X P z	1/48	1,76	NEPTUNE float	✔

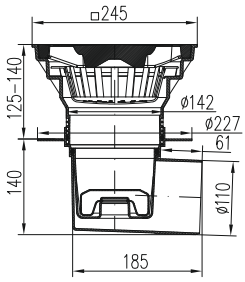

429 S KVB/L 110/250 S Li	1/48	6,86	dry flap	–
429 V KVB/L 110/250 V Li	1/48	6,88	water level	–
429 X KVB/L 110/250 X Li	1/48	6,82	NEPTUNE float	–
429 Sz KVB/L 110/250 S Li z	1/48	6,90	dry flap	✔
429 Vz KVB/L 110/250 V Li z	1/48	6,84	water level	✔
429 Xz KVB/L 110/250 X Li z	1/48	6,77	NEPTUNE float	✔

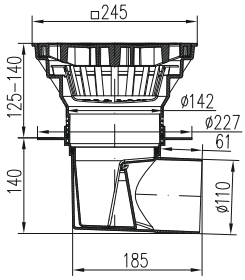

437 S KVB/L 110/250 S P	1/48	1,76	dry flap	–
437 V KVB/L 110/250 V P	1/48	1,78	water level	–
437 X KVB/L 110/250 X P	1/48	1,80	NEPTUNE float	–
437 Sz KVB/L 110/250 S P z	1/48	1,78	dry flap	✔
437 Vz KVB/L 110/250 V P z	1/48	1,78	water level	✔
437 Xz KVB/L 110/250 X P z	1/48	1,81	NEPTUNE float	✔

BOTTOM STREET DRAIN, OUTLET D110-250 WITH PLASTIC/CAST IRON GRID

Made from PP and PS, UV stabilized, and from grey cast iron DIN 1691. Load capacity compliant to EN 124-B 125 (12 500 kg) and a plastic grid made from PP compliant to EN 1253 L15 (1,500 kg). Resistance up to 90°C, in the option with the NEPTUNE float up to 70°C.

- **Flow rate (dry flap):** 190-210 l/min
- **Flow rate (water level):** 112-125 l/min
- **Flow rate (NEPTUNE):** 90-98 l/min

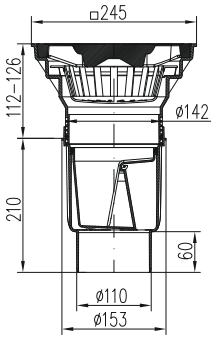

PART NUMBER NAME	PACKA-GING [pcs/pallet]	WEIGHT [kg/pcs]	ANTI-ODOUR PROTECTION	SAFETY SCREWS
731 S KVS 110/250 S Li	1/48	6,70	dry flap	–
731 V KVS 110/250 V Li	1/48	6,79	water level	–
731 X KVS 110/250 X Li	1/48	6,76	NEPTUNE float	–
731 Sz KVS 110/250 S Li z	1/48	6,62	dry flap	✔
731 Vz KVS 110/250 V Li z	1/48	6,94	water level	✔
731 Xz KVS 110/250 X Li z	1/48	6,67	NEPTUNE float	✔

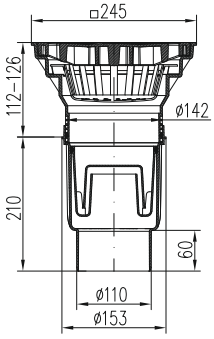

731 S P KVS 110/250 S P	1/48	1,89	dry flap	–
731 V P KVS 110/250 V P	1/48	1,95	water level	–
731 X P KVS 110/250 X P	1/48	1,76	NEPTUNE float	–
731 S Pz KVS 110/250 S P z	1/48	1,93	dry flap	✔
731 V Pz KVS 110/250 V P z	1/48	1,70	water level	✔
731 X Pz KVS 110/250 X P z	1/48	1,71	NEPTUNE float	✔

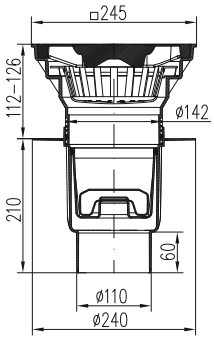

831 S KVS/L 110/250 S Li	1/48	6,81	dry flap	–
831 V KVS/L 110/250 V Li	1/48	6,83	water level	–
831 X KVS/L 110/250 X Li	1/48	6,77	NEPTUNE float	–
831 Sz KVS/L 110/250 S Li z	1/48	6,85	dry flap	✔
831 Vz KVS/L 110/250 V Li z	1/48	6,79	water level	✔
831 Xz KVS/L 110/250 X Li z	1/48	6,72	NEPTUNE float	✔

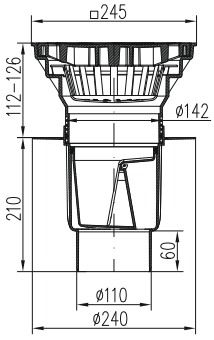

831 S P KVS/L 110/250 S P	1/48	1,71	dry flap	–
831 V P KVS/L 110/250 V P	1/48	1,73	water level	–
831 X P KVS/L 110/250 X P	1/48	1,75	NEPTUNE float	–
831 S Pz KVS/L 110/250 S P z	1/48	1,73	dry flap	✔
831 V Pz KVS/L 110/250 V P z	1/48	1,73	water level	✔
831 X Pz KVS/L 110/250 X P z	1/48	1,76	NEPTUNE float	✔

BOTTOM STREET DRAIN, OUTLET D160/D110-250 WITH PLASTIC/CAST IRON GRID

Made of PP and PS, UV stabilized, and from grey cast iron DIN 1691. Load capacity compliant to EN 124-B 125 (12,500 kg) and a plastic grid made from polypropylene compliant to EN 1253 L15 (1,500 kg). Temperature resistance up to 90°C.

Flow rate (dry flap): 250 l/min

	PART NUMBER NAME	PACKA-GING [pcs/pallet]	WEIGHT [kg/pcs]	ANTI-ODOUR PROTECTION	SAFETY SCREWS
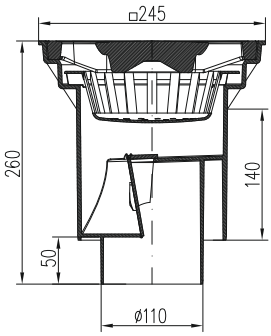	**328** KVS 160 S Li	1/48	7,35	dry flap	–
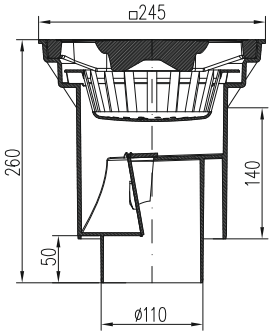	**328 z** KVS 160 S Li z	1/48	7,00	dry flap	✔
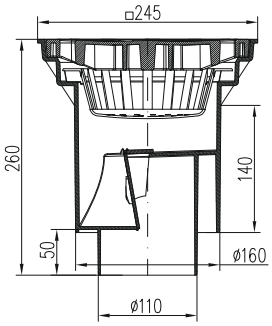	**328 P** KVS 160 S P	1/48	1,96	dry flap	–
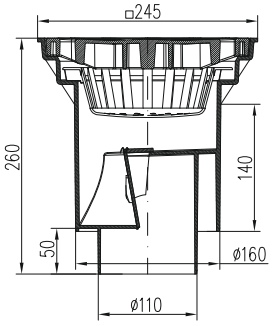	**328 Pz** KVS 160 S P z	1/48	1,98	dry flap	✔

BOTTOM STREET DRAIN, OUTLET D160/D110-250 WITH CAST IRON FRAME AND PLASTIC/CAST IRON GRID

These products are suitable for incorporation into the spaces that are in direct contact with the asphalt surface.
Made of PP and PS, UV stabilized, and from grey cast iron DIN 1691. Load capacity compliant to EN 124-B 125 (12,500 kg) and a plastic grid made from polypropylene compliant to EN 1253 L15 (1,500 kg). Temperature resistance up to 90°C.

Flow rate (dry flap): 250 l/min

	PART NUMBER NAME	PACKA-GING [pcs/pallet]	WEIGHT [kg/pcs]	ANTI-ODOUR PROTECTION	SAFETY SCREWS
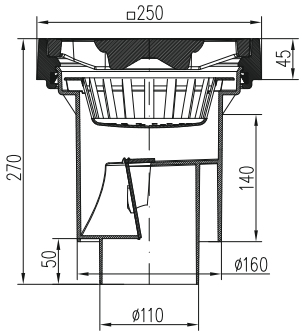	**M 328** KVS/M 160 S Li	1/48	11,72	dry flap	–
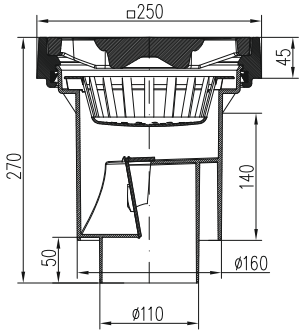	**M 328 z** KVS/M 160 S Li z	1/48	11,76	dry flap	✔
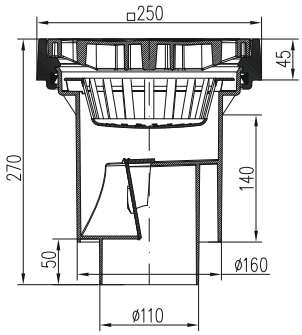	**M 328 P** KVS/M 160 S P	1/48	6,89	dry flap	–
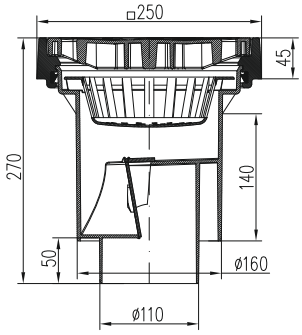	**M 328 Pz** KVS/M 160 S P z	1/48	6,92	dry flap	✔

EXTERIOR GUTTER D110 WITH A ZINC-PLATED/PLASTIC GRID

The gutter series CH 900 and CH 900 M are made of UV-stabilised PP and supplied in two options. Loading capacity compliant to EN 1433-A-15. Designed for areas used by pedestrians and cyclists, as well as for driveways, etc.

PART Nr. NAME	PACKAGING [pcs/pallet]	WEIGHT [kg/pcs]	LOAD CAPACITY
CH 900 Zinc plated grid	1/100	2,00	1 500 kg
CH 900 M Plastic grid	1/100	1,60	300 kg

EXTERIOR GUTTER D110 WITH WITH ZINC-PLATED/CAST IRON GRID

The exterior gutter CH 1001 with a cast iron grid is suitable for draining water from construction sites, areas used by pedestrians and cyclists, as well as for driveways, pathways, parking lots etc. Loading capacity B (testing force 125 kN). Made from HD-PE, UV stabilized, and from grey cast iron DIN 1691. Loading capacity compliant to EN 1433-B 125 (12, 500 kg).

CAST IRON

PART Nr. NAME	PACKAGING [pcs/pallet]	WEIGHT [kg/pcs]	LOAD CAPACITY
CH 1000 Zinc plated grid	1/54	2,73	1 500 kg
CH 1001 Cast iron grid	1/54	7,50	12 500 kg

ACCESSORIES

	PART Nr. NAME	PACKAGING [pcs/pallet]	WEIGHT [kg/pcs]	LOAD CAPACITY
	CH 1003 Side connecting set DN110	–	–	–
	CH 1004 Bottom connecting set DN110	–	–	–
	CH 1005 Cross transition piece	–	–	–

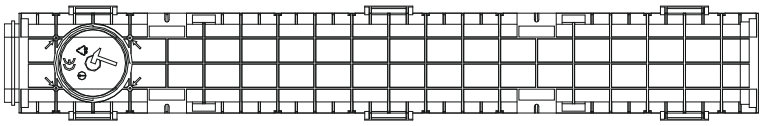

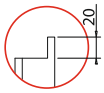

Detail A

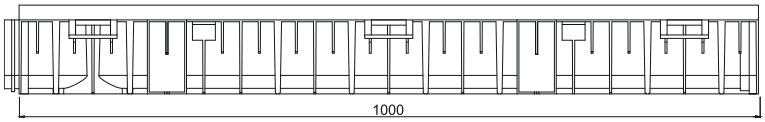

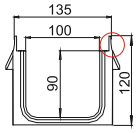

>ROOF DRAINS<

VORTEX GRAVITY ROOF DRAINS D75/D110/D125

The gravity roof drains are designed for draining rainwater from flat roofs, compliant to EN 1253. The upper inlet basket prevents dirt from entering. For options Vortex SVG 004, 005 and 006, the packaging contains a self-regulating heating cable with 10 W of heating output to prevent the roof inlet from freezing.

- **Flow rate (D 75):** 355 l/min
- **Flow rate (D 110):** 395 l/min
- **Flow rate (D 125):** 550 l/min

	PART NUMBER OUTLET	PACKAGING [pcs]	WEIGHT [kg/pcs]	HEATING CABLE
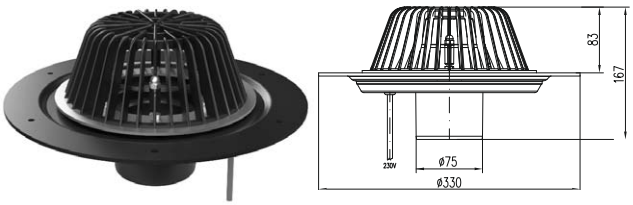	**SVG 001** D 75	1	1,60	–
	SVG 004 D 75	1	1,90	✔
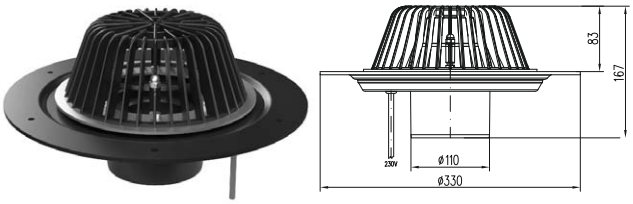	**SVG 002** D 110	1	1,60	–
	SVG 005 D 110	1	1,90	✔
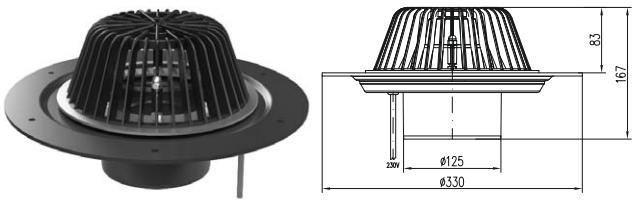	**SVG 003** D 125	1	1,60	–
	SVG 006 D 125	1	1,90	✔



HYDROMAX ROOF DRAIN D75

The siphonic roof drains were designed specifically to drain rainwater effectively from flat roofs, compliant to EN 1253. The Hydromax drain is made from HDPE, UV stabilized, and the packaging contains a stainless steel flange, screws and nuts compliant to DIN 1.4301. For Hydromax SV 002, the packaging includes a self-regulating heating with 10 W of heating output to prevent the roof inlet from freezing. For bitumen roofing, 600 x 600 mm segment from stainless steel can be ordered.

Flow rate: up to 1200 l/min

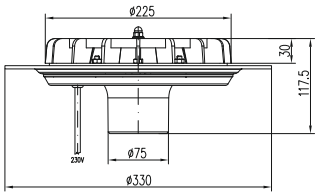

PART NUMBER OUTLET	PACKAGING [pcs]	WEIGHT [kg/pcs]	HEATING CABLE
SV 001 D 75	1	2,00	–
SV 002 D 75	1	2,20	✔

HYDROMAX roof drains

In the mild rain or drizzle, the function of the siphonic system for draining rainwater is the same as in the gravity system. On the contrary, in the case of heavy rain or flood-litter, the small diameter is filled with water very quickly, thus a network of piping filled with water is created. In the vertical drain the water will quickly fall down, similarly to the cylinder in the engine; as a result underpressure is formed in the piping system.

HYDROMAX roof drains are main components of the siphonic roof drain systems. This type of roof drain contains a special flap that prevents air from entering. This causes an even flow of water within the piping system.



>SPARE PARTS<

SPARE PARTS - FLOOR DRAINS

	Grid Labyrinth 1,5 mm (125 x 125) 420 • 425 • 421 • 381 • 382 • 383 • 384 • 385 • 386 • 388 • 427 • 801 • 804	380 L/1 380 L/1 C (black)
	Grid Face 1,5 mm (125 x 125) 420 • 425 • 421 • 381 • 382 • 383 • 384 • 385 • 386 • 388 • 427 • 801 • 804	380 F/1 380 F/1 C (black)
	Grid Gate 1,5 mm (125 x 125) 420 • 425 • 421 • 381 • 382 • 383 • 384 • 385 • 386 • 388 • 427 • 801 • 804	380 G/1 380 G/1 C (black)
	Stainless steel grid (125 x 125) 420 • 425 • 421 • 381 • 382 • 383 • 384 • 385 • 386 • 388 • 427 • 801 • 804	380 380 C (black)
	Stainless steel grid round (D 137) 320 • 321 • 323 • 326 • 440 • 445 • 441 • 381 • 382 • 383 • 384 • 385 386 • 447 • 802 • 805 • 332 • 432 • 333 • 433 • 324 • 424 • 727 • 731 827 • 831 • 447	347
	Pedestal for tiles (125 x 125) C 420 • C 425 • C 421 L • C 382 • C 383 • C 384 • C 385 • C 386 • C 427 C 801 • C 804 • C 388	386/9N
	Stainless steel attachment (125 x 125) S 420 • S 425 • S 421 L • S 382 • S 383 • S 384 • S 385 • S 386 • S 427 S 801 • S 804 • S 388	386/9S
	Pedestal for tiles (150 x 150) C1 420 • C1 425 • C1 421 L • C1 382 • C1 383 • C1 384 • C1 385 • C1 386 C1 427 • C1 801 • C1 804 • C1 388	387/3N
	Stainless steel attachment (150 x 150) S1 420 • S1 425 • S1 421 L • S1 382 • S1 383 • S1 384 • S1 385 • S1 386 S1 427 • S1 801 • S1 804 • S1 388	387/3S
	Grid Labyrinth 5 mm (125 x 125) 420 • 425 • 421 • 381 • 382 • 383 • 384 • 385 • 386 • 388 • 427 • 801 • 804	380 L
	Grid Face 5 mm (125 x 125) 420 • 425 • 421 • 381 • 382 • 383 • 384 • 385 • 386 • 388 • 427 • 801 • 804	380 F
	**Grid Gate 5 mm (125 x 125)** 420 • 425 • 421 • 381 • 382 • 383 • 384 • 385 • 386 • 388 • 427 • 801 • 804	380 G

SPARE PARTS - FLOOR DRAINS

	Plastic grid (300 x 300) 220 **Plastic grid (250 x 250)** 221 **Plastic grid (200 x 200)** 222	371/1 371/2 371/3
	Plastic grid (low) 320 • 326	371
	Plastic grid (high) 321 • 323	343
	Plastic grid, black (high) 323	343/5
	Grid Labyrinth 1,5 mm (100 x 100) 411 • 413 • 416 • 417	375 L/1
	Grid Face 1,5 mm (100 x 100) 411 • 413 • 416 • 417	375 F/1
	Grid Gate 1,5 mm (100 x 100) 411 • 413 • 416 • 417	375 G/1
	Stainless steel grid (100 x 100) 411 • 413 • 416 • 417	375/0
	Grid Face 5 mm (100 x 100) 411 • 413 • 416 • 417	375 F
	Grid Labyrinth 5 mm (100 x 100) 411 • 413 • 416 • 417	375 L
	**Grid Gate 5 mm (100 x 100)** 411 • 413 • 416 • 417	375 G
	Attachment for stainless steel grid (125 x 125) 420 • 425 • 421 • 381 • 382 • 383 • 384 • 385 • 386 • 801 • 804 • 388 • 427	386/0 386/0 (black)
	Attachment with stainless steel frame for stainless steel grid (125 x 125) 420 • 425 • 421 • 381 • 382 • 383 • 384 • 385 • 386 • 801 • 804 • 388 • 427	386 N

SPARE PARTS - FLOOR DRAINS

	Attachment for stainless steel grid (round) 420 • 425 • 421 • 381 • 382 • 383 • 384 • 385 • 386 • 801 • 804 • 388 • 427	386/3
	Attachment for stainless steel grid (150 x 150) 420 • 425 • 421 • 381 • 382 • 383 • 384 • 385 • 386 • 801 • 804 • 388 • 447	386/5
	Attachment for stainless steel grid (100 x 100) 411 • 413 • 416 • 417	374/1
	Attachment with stainless steel frame for stainless steel grid (100 x 100) 411 • 413 • 416 • 417	374 N
	Attachment with stainless steel frame for tiles (125 x 125) 420 • 425 • 421 • 381 • 382 • 383 • 384 • 385 • 386 • 801 • 804 • 388 • 427	387 C
	Attachment with stainless steel frame and stainless steel grid (125 x 125) 420 • 425 • 421 • 381 • 382 • 383 • 384 • 385 • 386 • 801 • 804 • 388 • 427	387 S
	Attachment with stainless steel frame for tiles (150 x 150) 420 • 425 • 421 • 381 • 382 • 383 • 384 • 385 • 386 • 801 • 804 • 388 • 427	387 C1
	Attachment with stainless steel frame and stainless steel grid (150 x 150) 420 • 425 • 421 • 381 • 382 • 383 • 384 • 385 • 386 • 801 • 804 • 388 • 427	387 S1
	Extension to the attachment 420 • 425 • 421 • 381 • 382 • 383 • 384 • 385 • 386 • 801 • 804 • 388 • 427 • 447	389
	Sifter big 420 • 425 • 421 • 381 • 382 • 383 • 384 • 385 • 386 • 801 • 804• 427• 447 • 388	327 327 C (black)
	Sifter small 411 • 413 • 416 • 417	377
	Anti-odour closing trap (low) 320 • 326	344

SPARE PARTS - FLOOR DRAINS

	Anti-odour closing trap (high) 321 • 323	348 (white) 348/5 (black)
	Anti-odour closing trap 411 • 413	373/0
	Anti-odour closing trap PVS D 50, D 75 100x100 416 • 417	385/1
	Anti-odour closing trap (low) 420 • 440 • 425 • 445	321/0
	Anti-odour closing trap (high) 421 • 441	320/0
	NEPTUNE float big 320 X N • 326 X N	344/5
	NEPTUNE float small 420 X • 440 X • 425 X • 445 X • 388 X • 427 X • 447 X	321/5 321/5 C (black)
	Anti-odour closing trap NEPTUNE PVP/ PVBU 50/75 427 • 447 • 388	388/33 388/33 C (black)
	Water level (lowered) 382	383/5
	Water level 381 • 383 • 384 • 385 • 386	383
	Water level 416 • 417	385/9
	Water level PVP/PVBU 50/75 427 • 447 • 388	388/32
	Dry flap PVP/ PVBU 50/75 427 • 447 • 388	388/31
	Dry flap 381 •382 •383 •384 •385 •386	384
	Stainless steel flange (+5 screws) 381 • 382 • 383 • 384 • 385 • 386 • 388 • 427 • 447	393

SPARE PARTS - FLOOR DRAINS

	Collar for insulation (220 x 220, D115) incl. sealing ring 420 • 425 • 42 1 • 381 • 382 • 383 • 384 • 385 • 386 • 801 • 804 • 388 • 427 • 447	390
	Spring for securing the insulating collar 420 • 425 • 421 • 381 • 382 • 383 • 384 • 385 • 386 • 801 • 804 • 388 • 427 • 447	390/1
	Sealing ring 90 x 3,5 mm 411 • 413 • 416 • 417	388/2
	Sealing ring 80 x 3,5 mm 416 • 417	388/1
	Sealing ring 107 x 3,5 mm 420 • 421 • 440 • 441 • 420 • 440 • 425 • 445 • 801 • 804 • 388 • 427 • 447	388/3
	Sealing kit PVBU/PVSU - 2 pcs 381 • 382 • 383 • 384 • 385 • 386	388/22
	Sealing kit PVP, PVBU 50/75 424 • 447 • 388	388/23
	Stainless steel key for grid removing	387/1

SPARE PARTS - STREET DRAINS

	Plastic grid 150 x 150 332 • 432 • 333 • 433 • 324 • 424 • 727 • 827	350
	Stainless steel grid round (D 137) 332 • 432 • 333 • 433 • 324 • 424 • 727 • 827	347
	Cast iron grid 150 x 150 332 • 432 • 333 • 433 • 324 • 424 • 727 • 827	341/1
	Cast iron grid 250 x 250 334 • 434 • 329 • 429 • 731 • 831 • 328	341/2
	Cast iron grid 250 x 250 with holes for for safety screws 334 • 434 • 329 • 429 • 731 • 831 • 328	341/3
	Plastic grid 250 x 250 334 • 434 • 329 • 429 • 731 • 831 • 328	350/1
	Plastic grid 250 x 250 with holes for for safety screws 334 • 434 • 329 • 429 • 731 • 831 • 328	350/2
	Stainless steel bolts (2 pcs) + Torx key 334 • 434 • 329 • 429 • 731 • 831 • 328	341/6
	**Grid** 325	334 334/5 (gray)
	**Plastic cover** 325	332 332/5 (gray)
	Plastic drain cover 325	333 333/5 (gray)
	Reduction ring for rainwater collector 325	339 339/5 (gray)
	Plastic square drain cover 325	333/3 333/4 (gray)
	**Plastic drain cover insert STANDARD, square** 325	339/1 339/2 (gray)
	Reduction rings rainwater collector 325	338 338/5 (gray)
	Anti-odour dry flap 325	335
	Anti-odour dry flap 327 • 331	355/4

SPARE PARTS - STREET DRAINS

	Anti-odour dry flap 328	355/5
	Anti-odour dry flap 332 • 432• 333 • 433 • 324 • 424 • 727• 827• 334• 434• 329• 429• 731 831	355
	Water level 332 • 432• 333 • 433 • 324 • 424 • 727• 827• 334• 434• 329• 429• 731 831	357
	NEPTUNE float 332 • 432• 333 • 433 • 324 • 424 • 727• 827• 334• 434• 329• 429• 731 831	358
	Basket 325	337
	Stainless steel basket 325	337/1
	Basket 332 • 432 • 333 • 433 • 324 • 424 • 727 • 827	352/2
	**Stainless steel basket for KVB, KVS** 332 • 432 • 333 • 433 • 324 • 424 • 727 • 827	352/2 N
	Basket 334• 434• 329 • 429 • 731 • 831 • 328	352/5
	Attachment (150x150) 332 • 432 • 333 • 433 • 324 • 424 • 727 • 827	359
	Attachment, stainless steel frame (150x150) 332 • 432 • 333 • 433 • 324 • 424 • 727 • 827	354
	Attachment (250 x 250) 334 • 434 • 329 • 429 • 731 • 831 • 328	359/1
	Sealing kit KVB/KVS - 2 pcs 332 • 432 • 333 • 433 • 324 • 424 • 727 • 827 334 • 434 • 329 • 429 • 731 831 • 328	388/9

SPARE PARTS - ROOF DRAINS

10 W heating cable (total length 2,7m; heating part 0,7m) SV 003

A carrier of heating cable

D 75: 511/1
D 110: 511/2
D 125: 511/3

600 x 600 Stainless steel segment SV 004

Inlet basket 510

Stainless steel flange with nuts 507

Hydromax inducer 501

Also ask for our new catalogue of **linear floor drains 2021**

Are you a designer or an architect?

„Building information modeling“ or BIM can do much more than a 3D model of a building. It is a methodology of creating a construction project, which plays an indispensable role in modern design.

And in order for BIM to be fully usable, it is necessary to fill it with information about all used manufacturers.

The company Chudej s.r.o. offers more than 1,500 products from its portfolio ready for BIM under the bimproject.cloud service.

We have prepared BIM product models for you, such as linear floor drainss, floor, street and roof drains and exterior gutters.

You can get more information by scanning the QR code or at the following link:

https://www.chudej.eu/you-are-a-designer-or-an-architect/



CONTACTS

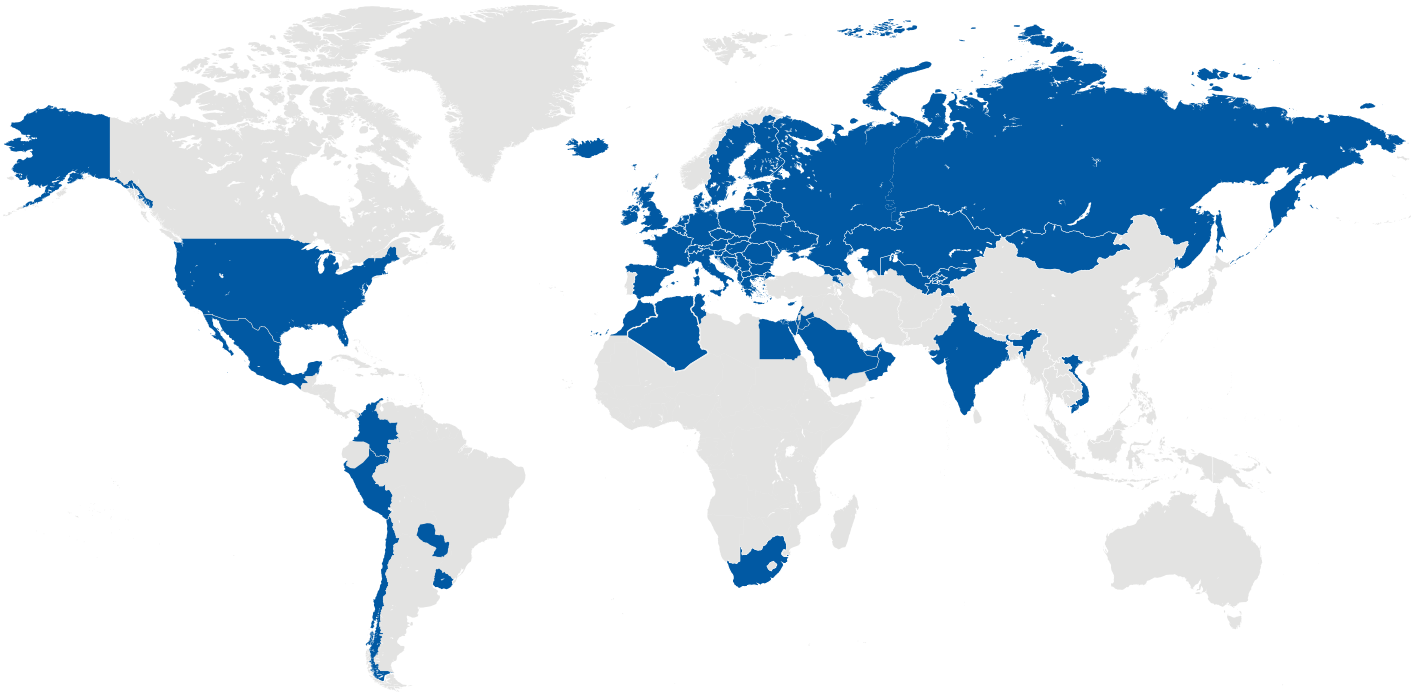

Company owner:
Miroslav Chuděj
Phone: +420 571 757 730
chudej@chudej.cz

Export director:
Ing. Karel Hák
Phone: +420 723 126 125
export@chudej.cz

Assistant of export director:
Bc. Dominika Jahodová
Phone.: +420 777 706 766
Phone: +420 571 757 745
trade@chudej.cz

Assistant of export director:
Ing. Vendula Žatková
Phone: +420 571 757 745
Fax: +420 571 757 737
info@chudej.cz

Manager for Western Balkan:
Bekim Hasani
Phone: +386 49 112 080
Phone: +383 49 112 080
bh@chudej.cz

Financial department:
Alena Randýsková
randyskova@chudej.cz

Bisnode

CERTIFICATE 2021

AAA

CZECH Stability Award®

EXCELLENT

Bisnode has the honour to certify that the company

Miroslav Chuděj, s.r.o.

Company ID: 25390236

has received the most significant Bisnode certificate under the auspices of the Czech Top 100.
This company is one of the most economically stable companies in the Czech Republic and it meets the strictest economic criteria for the receipt of the Czech Stability Award.

CZECH TOP 100

Milan Dragić
Cluster Manager
Bisnode

Jan Struž
President of the
CZECH TOP 100 Association

09/04/2021
Date

Bisnode

Bisnode Česká republika, a. s. • Siemensova 2717/4, 155 00 Praha 5 • +420 274 000 000 • info@bisnode.cz • www.bisnode.cz • www.CertifikaceFirem.cz

CERTIFICATE 2020

Top Rating®

Bisnode has the honour to certify that the company

Miroslav Chuděj, s.r.o.

Company ID: 25390236, D&B D-U-N-S® Number 49-572-8953

met the conditions for the receipt of the Top Rating® certificate as of the given date.
This award is given to companies which have kept their D&B Rating
at the highest possible value of "1" for a period of at least 12 months.

dun & bradstreet
WORLDWIDE NETWORK

Milan Dragić
Cluster Manager Bisnode

04/11/2020
Date

Bisnode

Bisnode D&B Česká a Slovenská republika, s. r. o. • Siemensova 2717/4, 155 00 Praha 5 • +420 274 000 000 • info@bisnode.cz • www.bisnode.cz • www.CertifikaceFirem.cz

ITC®

AUTHORIZED BODY No. 224
Institute for Testing and Certification, Inc., T. Bati 299, Louky, 763 02 Zlin, Czech Republic
Authorization granted by the Decision No. 1/2021 dated 28th January 2021

PRODUCT CERTIFICATE
No. 21 0047 V/AO

In compliance with the provision of Section 5a, Subsection 2 of the Government Order No. 163/2002, Collection of Laws, as amended by the Government Order No. 312/2005, Collection of Laws and Government Order No. 215/2016, Collection of Laws (hereafter GO 163), which lays down technical requirements for selected building products, the Authorized Body No. 224 confirms that for the construction product

Drainage and floor guillies

placed on the market by the company
Miroslav Chuděj s. r. o.
756 62 Hutisko-Solanec 310, Czech Republic
VAT No: CZ25390236

from the site of manufacture
Miroslav Chuděj s. r. o.
756 62 Hutisko-Solanec 310, Czech Republic

it has reviewed the documents submitted by the applicant, carried out the initial type testing on a sample and assessed the factory production control. The Authorized Body No. 224 ascertained conformity of the product properties with essential requirements of the GO 163, which are specified by the Construction Technical Approval No. **STO – AO 224 – 1064/2021**.
Further, the Authorized Body No. 224 ascertained that the factory production control complies with the submitted technical documentation and ensures that the products placed on the market fulfil the requirements laid down by the above mentioned Construction Technical Approval and by the technical documentation pursuant to Section 4, Subsection 3 of the Government Order No. 163/2002, as amended.
A part of the present Certificate is the Final Report No. **783502372/2021** dated 19-02-2021 containing conclusions of the assessment, the test results obtained and basic description of the product, as necessary for its identification.
This Certificate remains valid as long as the requirements laid down in the technical documentation and/or Construction Technical Approval in reference or the manufacturing conditions in the factory or the FPC itself are not modified significantly.
The Authorized Body No. 224 performs at least once per year a surveillance of the factory production control in the production site with the requirements of the norms according to the Section 5a, of the mentioned Government Order. If the Authorized Body finds any shortcomings it has the right to cancel or amend the Certificate it has issued.

Issued in Zlín, on 19-02-2021

Mgr. Jiří Heš
Representative of the Authorized Body No. 224

ENG 07/2021

CZECH PRODUCER

Chuděj s.r.o.

756 62 HUTISKO-SOLANEC 310
CZECH REPUBLIC
TEL.:+420 723 126 125
+420 571 757 745
FAX: +420 571 757 737
export@chudej.cz
Chuděj sro

www.chudej.eu