








PRODUCT OVERVIEW

- > LINEAR FLOOR DRAINS
- > FLOOR DRAINS
- > STREET DRAINS
- > RAINWATER COLLECTORS
- > ROOF DRAINS

- > FOR-TOP SKIRTING BOARDS
- > CLAMPS FOR PLASTIC PIPES
- > CLAMPS FOR CU PIPES
- > FLOOR BRACKETS
- > ROSETTES

 <p>● ●</p>	 
<p>Side D40/D50 • 350-1050 mm</p>	<p>Side D40/D50 with stainless steel frame • 350-1050 mm</p>
 <p>● ●</p>	 
<p>Side D40 to the wall • 350-850 mm</p>	<p>Side D40 to the wall with stainless steel frame • 350-850 mm</p>
 <p>● ●</p>	 
<p>Bottom D40 • 650-1050 mm</p>	<p>Bottom D40 with stainless steel frame • 650-1050 mm</p>
 <p>● ●</p>	 
<p>Side D50 • 650-1050 mm</p>	<p>Side D50 with stainless steel frame • 650-1050 mm</p>
	
<p>Side D50 stainless steel • 650-1200 mm</p>	<p>Side D50 stainless steel • 650-1200 mm</p>
 <p>AQUARIUS</p>	 <p>AQUARIUS</p>
<p>Side D40 with waterproof membrane, stainless steel • 700-900 mm</p>	<p>Side D40 without waterproof membrane, stainless steel • 700-900 mm</p>
 <p>AQUARIUS</p>	 <p>AQUARIUS</p>
<p>Side D50 with waterproof membrane, stainless steel • 700-900 mm</p>	<p>Side D50 without waterproof membrane, stainless steel • 700-900 mm</p>

FLOOR DRAINS

 Neptune				
320 X N	C 381 B	220 P	320 N	G1 416 L
 Neptune				
326 X N	S1 388 B	221 P	321 P	417 N L
 Neptune				
L1 420 X L	L1 427 B	222 P	321 N	445 L
 Neptune				
F1 425 N X L	F1 383 N A	323 P	326 P	C 420 L
 Neptune				
G1 388 B X C	G1 384 A C	323 Pb	326 N	S1 421 L
 Neptune				
L1 427 B X C	385 A C	323 N	L1 413	L1 801 N
				
382 F	386 E	320 P	F1 411 N L	F1 804

STREET DRAINS / RAINWATER COLLECTORS / ROOF DRAINS

				
325 E	332 S	827 X N	731 V Pz	328 z
				
325 A	432 V N	335 S	831 Xz	328 P
				
325 F	333 X Li	434 V	M 328 z	M 328 P
				
325 B	433 S	330 X	SVG 001	SVG 002
				
325 S	324 X N	429 Sz	SVG 003	SV 001
				
325 C	424 V Li	CH 1000		
				
325 G	727 S	CH 1001		


































FOR-TOP
SKIRTING BOARDS

CLAMPS FOR
PLASTIC PIPES

CLAMPS FOR
CU PIPES

FLOOR
BRACKETS

ROSETTES

				
Inner corner	With clip	With clip	Type A	White
				
Out corner	Twin with clip	Twin with clip	Type B	Chrome
				
End piece - right	Single	Single	Type C	White frame
				
End piece - left	Twin	Twin	Type E	Chrome frame
				
Connector	With a shackle	With a shackle		Eccentric frame
				
Connecting trim	Twin with a shackle	Twin with a shackle		Type D + Tacker (applicator)
 <p>CHUDEJ</p>	<p>Chuděj s.r.o. Hutisko 310 756 62 Hutisko-Solanec Czech Republic Tel.: +420 723 126 125 export@chudej.cz www.chudej.cz</p>			
	301 T • 301 S	N1 x 32/75 • N1 x 32/95	N2 x 32/75 • N2 x 32/95	